

2017 Tundra




TOYOTA | *Let's
Go
Places*

DEP
DEALER ePROCESS

The official truck of getting things done.

You can say Toyota knows a thing or two about trucks. After all, we've been building them for over 80 years. So when you get inside the 2017 Toyota Tundra, you can count on it to deliver the toughness you expect. Its available 5.7-liter V8 has got the brawn to haul your heavy loads.³⁶ A spacious cabin carries you and your crew in comfort. And with premium grades like Tundra Platinum – featuring perforated, leather-trimmed, heated and ventilated front bucket seats, 20-in. alloy wheels, power tilt/slide moonroof and soft-touch interior materials – you can go from the work site to a night on the town. If you can imagine it, Tundra is ready to help you get it done. Let's go places.



“Glad we brought our Tundra Platinum; its comfort and style make it perfect for this weekend getaway.”



Platinum CrewMax shown in Midnight Black Metallic with available brushed stainless steel stepboards.

See numbered footnotes in Disclosures section.



Strength you can count on.

With six grades to choose from, there's a Tundra that perfectly fits your needs. And every Tundra is engineered to go the distance. Toyota offers the longest-lasting vehicles of any full-line manufacturer,⁴⁷ with over 90% of Tundras sold in the last 15 years still on the road.⁴⁸ In fact, the only thing that matches Tundra's toughness is its value: the 2016 Tundra earned KBB's award for Best Resale Value: Full-Size Pickup Truck.⁴⁹



Left to right: Platinum CrewMax shown with available running boards; Limited CrewMax; SR5 Double Cab with available 18-in. alloy wheels; SR Double Cab and 1794 Edition CrewMax shown with available running boards and 20-in. chrome-clad alloy wheels. TRD Pro not shown. 2016 models shown.

See numbered footnotes in Disclosures section.



Luxury on a large scale. Rugged meets refined.

The 1794 Edition CrewMax excels at transporting passengers in the lap of luxury. As you slide into the premium seating and feel the soft-touch materials that surround you, you'll appreciate a vehicle that's as comfortable as it is capable. More than just muscle, the 1794 Edition CrewMax offers a spacious cabin and Entune™ Premium JBL® Audio with Integrated Navigation¹³ and App Suite¹⁴ to help you stay connected so you feel at home just about anywhere. Factor in the standard Blind Spot Monitor (BSM)²⁷ and Rear Cross-Traffic Alert (RCTA)²⁸ plus backup camera,⁹ and the result is a full-size truck with luxury and technology all its own.



INTEGRATED BACKUP CAMERA⁹

Tundra's standard backup camera helps make hitching up that boat a bit easier. When you shift into Reverse, the 6.1-in. or available 7-in.⁵⁰ touch-screen displays an image of what the camera sees behind you.



BLIND SPOT MONITOR²⁷ AND REAR CROSS-TRAFFIC ALERT²⁸

The available Blind Spot Monitor and Rear Cross-Traffic Alert helps you identify vehicles that might be in a blind spot. When you use your turn signal and BSM detects a vehicle, it warns you with a flashing indicator light on the appropriate outside mirror.



SPACIOUS CABIN

Go ahead: Stretch out in the front and the rear. CrewMax gives you plenty of space for friends, your gear, and even the family pet.

TECHNOLOGY



1794 Edition CrewMax interior. 2014 model shown.



A truck that works hard to serve you.

As striking as Tundra is on the outside, the true reward comes once you are seated inside. An intuitive control layout keeps everything important within easy reach of the driver. Crisp gauges in the instrument cluster and a well-placed center stack add up to a confident driving experience. Even the steering wheel was designed to make it more comfortable to drive and easier to access your technology. Don't be fooled by this modern interior though: Beneath it all lies the legendary power and capability Tundra is famous for.



INTUITIVE CONTROL LAYOUT

Buttons and controls right where you want them. This helps keep your eyes on the task at hand, like making sure your boat launches safely.



DUAL ZONE CLIMATE CONTROL

Tundra is available with dual zone automatic climate control with individual temperature settings for the driver and front passenger. We know your truck can double as your office, so this helps keep everyone comfortable.



POWER THIGH SUPPORT

1794 Edition CrewMax and Platinum CrewMax feature a 12-way power-adjustable driver's seat with power thigh and lumbar support. This feature allows the driver to extend the lower seat cushion for greater comfort and support.



INTERIOR



Limited CrewMax interior shown in Graphite with available Limited Premium Package and power tilt/slide moonroof. 2014 model shown.



Fits like a work glove. Feels like a luxury suite.

Stay totally in touch wherever you go. Whether you're on a long trip to the river, or just to the work site, Tundra's available Entune™ Premium JBL® Audio with Integrated Navigation¹³ and App Suite¹⁴ and refined interior offer convenience and peace of mind. The interior of Tundra CrewMax offers the latest tech and capability — along with the highest levels of comfort — with controls that are just as easy to use as they are to look at. With so much space, and a first-class ambience, you and your family will never want the journey to end.



TOUCH CONTROLS

To help ensure that the drive is just as relaxing as it is rewarding, the main controls on the Tundra steering wheel are quickly accessible without taking your eyes off the road.



ARMREST STORAGE

Never hunt for what you need again. A convenient storage area underneath the armrest keeps important items secure and within arm's reach.



SPLIT FOLD-UP REAR SEATS

To create even more usable cabin space, Double Cab and CrewMax rear seats fold up, instead of flat. This creates not only more room, but also makes it easier to load cargo.³⁹

INTERIOR



Limited CrewMax interior.
See numbered footnotes in Disclosures section.



entune™

The available Entune™ Premium JBL® Audio with Integrated Navigation¹³ and App Suite¹⁴ offers popular mobile applications including Slacker Radio, MovieTickets.com, OpenTable® and Pandora.⁵¹ Plus, you'll get access to a wealth of valuable data services including fuel prices, stocks, sports, traffic and weather.

Built for the work site and the weekend.

For Tundra owners, weekends are all about work and play. It's the perfect time to take on those passion projects, improve the homestead and spend some quality time with family. With its available deck rail system⁵² and easy lower and lift tailgate, Tundra makes those larger-than-life projects a whole lot easier to tackle. And when the job is done, hitch up the trailer, load up the toys and take the whole crew out for a well-deserved day of R & R. This is one tough truck ready to do it all, and it's why Tundra has been the Official Vehicle of B.A.S.S. since 2004.




LOAD IT UP

Pile it on: Tundra can take it. Home improvement? Lawn resodding? A footpath? No problem. The available deck rail system incorporates four adjustable tie-down cleats, each rated at 220 lbs.³⁶



TIE-DOWN CLEATS

Used in tandem with the deck rail system, tie-down cleats are constructed of sturdy die-cast aluminum. Each fully adjustable cleat slides along Tundra's deck rail system and is anchored to help ensure that what's in the bed stays in the bed.



POWERFUL BRAKES

A big part of controlling a trailer is having the ability to stop it. To that end, Tundra has the largest-in-class front brakes equipped with 4-piston brake calipers.⁵³





INTEGRATED TRAILER BRAKE CONTROLLER²⁴

All 2017 Tundras equipped with the i-FORCE 5.7L V8 come standard with an Integrated Trailer Brake Controller. When connected to a compatible trailer, this system will help your trailer apply its brakes when you apply the brakes in your Tundra. You can also easily monitor system controls while driving via the Multi-Information Display. In other words, it's one more way Tundra gives you more control over what's going on behind you.

38-GALLON FUEL TANK

The workday doesn't stop for gas, and neither do you. With available 38 gallons of capacity you can rest assured that you've got the fuel you need to get the job done.

Limited CrewMax shown in Silver Sky Metallic with available moonroof.

See numbered footnotes in Disclosures section. See footnote 37 in Disclosures section for more information on towing.



Heavy-duty peace of mind to help carry you through the long haul.

Toyota's Star Safety System™ is a suite of six safety features offered standard on every new Toyota. The system includes Vehicle Stability Control (VSC),¹⁷ Traction Control (TRAC), Anti-lock Brake System (ABS), Electronic Brake-force Distribution (EBD), Brake Assist (BA),¹⁸ and Smart Stop Technology® (SST).¹⁹ Termed “active” safety features, they’re designed to operate in certain situations to help prevent accidents from occurring in the first place.

VEHICLE STABILITY CONTROL¹⁷

VSC helps prevent sideslip or skidding that can cause drivers to lose control during cornering. VSC monitors your steering angle and compares it to the direction in which your vehicle is actually traveling. If VSC detects a loss of traction in a turn, engine output is reduced and/or brake force is applied to individual wheels as needed.

TRACTION CONTROL

TRAC helps to maintain traction on wet, icy, loose or uneven surfaces. Like VSC, TRAC applies braking individually and reduces engine output to help assist the driver with control of the vehicle.

4-WHEEL ANTI-LOCK BRAKE SYSTEM

ABS helps ensure that you're able to continue steering during emergency braking. By “pulsing” the brake of each wheel more rapidly than would be humanly possible, ABS helps keep the brakes from locking up. Since the system repeatedly releases the brakes for fractions of a second, the wheels never stop rotating, which helps keep the vehicle from going into a skid.

ELECTRONIC BRAKE-FORCE DISTRIBUTION

EBD helps keep the vehicle balanced when braking. During sudden stops, forward momentum causes the vehicle to tilt forward, reducing the brake effectiveness of the rear wheels. EBD responds by redistributing brake force from wheels with less braking effectiveness to wheels with more effectiveness. This helps prevent brake lockup. EBD is especially helpful when you're carrying cargo. When sensors detect extra load on the rear axle, brake pressure on the rear wheels is increased, exploiting the improved braking effectiveness extra weight can provide.

BRAKE ASSIST¹⁸

In emergency braking situations, a driver can fail to apply enough pressure to the brake pedal. BA can detect sudden or “panic” braking and apply additional brake pressure, taking full advantage of ABS and helping prevent a collision.

SMART STOP TECHNOLOGY®¹⁹

At speeds greater than five miles per hour, when the accelerator is depressed first and the brakes are then applied firmly for longer than one-half second, SST is designed to help the driver bring the vehicle to a stop.

EIGHT AIRBAGS²⁰

Tundra also comes equipped with driver and front outboard passenger airbags, side curtain and front seat-mounted side airbags. Additionally, driver and front outboard passenger knee airbags are standard equipment.



AUTOMATIC LIMITED-SLIP DIFFERENTIAL (AUTO LSD)³⁵

Auto LSD uses the rear brakes to simulate the action of a mechanical limited-slip differential and is much easier to maintain. With Auto LSD, Tundra automatically applies brake pressure to the powered wheel with limited-to-no traction without restricting engine power. This helps increase resistance at the slipping wheel, which in turn helps feed power to the wheel with grip. With Auto LSD, even a 4x2 Tundra can pull itself out of many low-traction situations.

4WD ACTIVE TRACTION CONTROL (A-TRAC)

Tundra models equipped with 4WD include an A-TRAC system that optimizes traction across the front and rear axles simultaneously, helping improve grip on low-traction surfaces. This A-TRAC system also allows full use of the 2-speed transfer case, so you always have on-demand access to Tundra's incredible torque.

Limited Double Cab shown in Barcelona Red Metallic with available TRD Off-Road Package, Limited Premium Package and running boards.

See numbered footnotes in Disclosures section.



Handles the tough trails as well as it handles your family.

The best part of any adventure is bringing the family along, so Tundra makes sure there is something for everyone. A glove compartment that's just the right size, rear-seat cup holders to keep spills to a minimum and an available overhead console to make it easy to reach that pair of sunglasses. Tundra has the capability to handle the tough road or trail while keeping your passengers comfortable at the same time.



GLOVE COMPARTMENT

Functionality is the focus when it comes to storage, so the glove compartment is spacious enough to hold things for the job site and intelligently positioned to be within easy reach.



REAR-SEAT CUP HOLDERS

Tundra hugs the road with a firm grip, and the rear-seat cup holders are designed to do the same thing, even if where you are headed gets a little bumpy.



AVAILABLE OVERHEAD CONSOLE

Welcome to command central, where everything has a place. A panel overhead helps keep sunglasses and other items conveniently positioned where you need them.

CONVENIENCE



Limited Double Cab shown in Barcelona Red Metallic with available TRD Off-Road Package, Limited Premium Package and running boards.



TRD PRO SERIES

TRD PRO

Built to dominate.


Toyota Racing Development (TRD) has been helping enthusiasts get more performance from their Toyotas in the U.S. since 1979. We've helped power everything from 200-mph race cars to Pikes Peak record holders, and we're bringing this know-how to our most formidable truck yet – the Tundra TRD Pro Series. This limited-edition truck is ready for action with its heavy-duty off-road Bilstein® shocks and TRD wheels wrapped in dirt-clawing tires, and its earth-shaking dual exhaust helps unleash this truck's full fury. A unique front fascia and special badging help the Tundra TRD Pro Series stand out wherever it is, whether it's your local trail or the top of a volcano.⁵⁴ And if you already own a Tundra, a full line of TRD Pro accessories will help you get the same terrain-ruling performance. It's time to go play in the mud. Let's get dirty!



TRD Pro CrewMax shown in Super White.
See numbered footnotes in Disclosures section.



TRD PRO SERIES



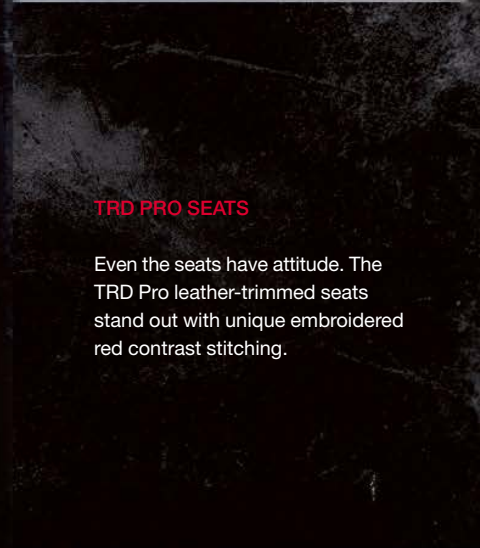
TRD PRO BILSTEIN® SHOCKS

Up front, TRD-tuned springs are matched to oversized 2.5-in. remote-reservoir Bilstein® shocks for a 2-in. lift. In the rear, we match similarly massive Bilstein® shocks to our TRD off-road leaf springs. Built for tough terrain, this suspension maximizes wheel travel and features advanced 3-stage compression dampening to help knock the edge off rough trails.



TRD PRO BED STAMP

This is not your average truck, and the unique TRD PRO stamping on the side of the bed lets everyone know.



TRD PRO SEATS

Even the seats have attitude. The TRD Pro leather-trimmed seats stand out with unique embroidered red contrast stitching.



TRD PRO OFF-ROAD WHEELS

Unique to Tundra TRD Pro are 18-in. black alloy wheels wrapped in Michelin Off-Road Package tires. This aggressive wheel and tire package adds extra attitude and keeps this truck ready to claw through anything.



TRD PRO

What is TRD?

Toyota Racing Development (TRD) is Toyota's factory-backed racing division. While TRD USA has been building go-fast parts for Toyotas since 1979, our racing legacy traces back well over two decades before that. With a history rich in motorsports, TRD engineers have continued to apply their knowledge to help enthusiasts get more performance from their vehicles, while maintaining factory levels of quality and reliability. Our TRD Pro Series vehicles are factory-tuned and built to take you way off-road. No off-the-shelf components here; our engineers spend countless hours designing, testing and tuning with passion. And with capability this exciting, they will help fuel your passion too.

ACCESSORIES

You know your Tundra is a supremely capable rig right out of the box. But when you want to crank up the attitude, turn to those who know your truck best. Toyota Racing Development (TRD) brings you a line of accessories engineered just for your Tundra. Each and every part is designed to give you maximum performance with proven dependability. And it's all available from your local Toyota dealer. All you have to do is pick out which parts are right for you.

OTHER TRD PERFORMANCE PARTS AND ACCESSORIES

- TRD lowering springs
- TRD oil cap
- TRD oil filter
- TRD performance brake pads
- TRD performance handling suspension kit
- TRD radiator cap
- TRD rear sway bar
- TRD shift knob
- TRD wheel locks

TRD Pro CrewMax shown in Super White.



TRD PRO FRONT SKID PLATE

Tundra TRD Pro has a heavy-duty ¼-in. aluminum skid plate to help armor up the truck's underside, protecting crucial components from the types of rocks and debris that can cause serious damage and ruin your day on the trail.

TRD PERFORMANCE DUAL EXHAUST SYSTEM

Tundra TRD Pro's i-FORCE 5.7L V8 gets the bark to match its bite thanks to a TRD-tuned dual exhaust. Constructed from 304 stainless steel, the exhaust system is engineered to help improve low- to mid-range torque and overall power output.



TRD PRO "TOYOTA" GRILLE

This truck is ready to get up in your face. Tundra TRD Pro has an aggressive black-out grille with color-keyed surround that proudly displays its heritage-inspired "TOYOTA" badge.



TRD PRO SERIES



304 27

TRD PRO RACING

Our minds are always racing. Toyota Racing Development has a storied off-road racing heritage dating back to the 1980s, helping Toyota rack up 304 off-road wins, 27 manufacturer's championships and 28 off-road driver's championships. We've taken this know-how to help build our toughest full-size pickup truck yet: the Tundra TRD Pro. Built to dominate the desert, Tundra TRD Pro is equipped with the same race-proven technologies that helped it win at Baja, so you know it's ready to help you rule the off-road. Here's to another 35 years of winning.

OFF-ROAD WINS

MANUFACTURER'S CHAMPIONSHIPS



Toyota is a proud sponsor of the AMA Supercross Series. With its proven off-road capabilities, it's clear why Tundra is the official truck of the AMA Supercross Championship.

TRD Pro CrewMax Desert Race Truck. Race-modified vehicle with professional drivers.



Great power, great efficiency. Two ways to deliver it.

Tundra offers a choice of two i-FORCE engines: a brawny 5.7L V8 or an efficient 4.6L V8. So whether you're towing, hauling or just heading home, you can rest assured that Tundra carries a payload of capability. Both engines feature Dual Independent Variable Valve Timing with intelligence (Dual Independent VVT-i) to optimize engine breathing for maximum power and efficiency. The Acoustic Control Induction System (ACIS) automatically adjusts intake runner length for optimal torque and performance. And to help handle the remarkable torque from the 5.7L V8, we equipped a 6-speed automatic transmission, two-piece drive shaft and massive 10.5-in. ring gear.



i-FORCE 5.7L V8 (346 CU. IN.)

Tundra's available i-FORCE 5.7L V8 has the muscle to cut big jobs down to size, delivering 381 hp and 401 lb.-ft. of torque thanks to dual overhead cams, 32 valves and Dual Independent Variable Valve Timing with intelligence.



i-FORCE 4.6L V8 (281 CU. IN.)

The efficient 4.6L i-FORCE V8 may be compact, but Tundra's 4.6L V8 utilizes Dual Independent Variable Valve Timing with intelligence and an Acoustic Control Induction System technology to produce an impressive 310 hp and 327 lb.-ft. of torque.



Regular Cab

Built to deliver on every job

- Available on SR
- Two full-size front doors
- 8.1-ft. bed length
- Bench seat with fold-down center console
- Easy lower and lift tailgate



Double Cab

Ready for work and the weekend

- Available on SR, SR5, Limited and TRD Pro
- Two full-size front doors and two forward-hinged rear doors
- 6.5-ft. or 8.1-ft. bed lengths
- Standard bench seat with fold-down center console; available front bucket seats
- Easy lower and lift tailgate
- Vehicle shown with optional equipment



CrewMax

King of the road, and the work site

- Available on SR5, Limited, Platinum, 1794 Edition and TRD Pro
- Two full-size front doors and two full-size rear doors
- 5.5-ft. bed length
- Standard bench seat with fold-down center console; available front bucket seats
- Easy lower and lift tailgate
- Vehicle shown with optional equipment



SR

Available in Regular Cab and Double Cab

Choice of Drivetrain

- 5.7-Liter Aluminum i-FORCE V8 DOHC 32-Valve with Dual Independent Variable Valve Timing with intelligence (Dual Independent VVT-i) (Regular Cab or Double Cab)
 - 381 hp @ 5600 rpm; 401 lb.-ft. @ 3600 rpm
 - 6-speed Electronically Controlled automatic Transmission with intelligence (ECT-i)
 - Includes Tow Package
- 4.6-Liter Aluminum i-FORCE V8 DOHC 32-Valve with Dual Independent Variable Valve Timing with intelligence (Dual Independent VVT-i) (Double Cab only)
 - 310 hp @ 5600 rpm; 327 lb.-ft. @ 3400 rpm
 - 6-speed Electronically Controlled automatic Transmission with intelligence (ECT-i)
- Rear-Wheel Drive or 4WDemand part-time 4WD

Exterior Features

- 18-in. styled steel wheels
- Daytime Running Lights (DRL)
- Front and rear mudguards
- Easy lower and lift tailgate
- Black heated power outside mirrors
- Windshield wiper de-icer
- Towing hitch receiver³⁷ (4.6L V8 only)

Interior Features

- Cruise control
- 40/20/40 split fold-down front bench seat
- Power windows and door locks
- 3.5-in. Multi-Information Display
- Entune™ Audio with 6.1-in. touch-screen
- Integrated backup camera⁹
- Bluetooth^{®7} wireless technology
- Hands-free phone capability
- USB 2.0 port³ with increased charging capability
- iPod^{®4} connectivity
- Integrated Trailer Brake Controller²⁴ (5.7L V8 only)

Options

- Work Truck Package
- Tow mirrors (5.7L V8 only)
- Running boards (Double Cab only)
- Deck rail system

See numbered footnotes in Disclosures section.



SR5

Available in Double Cab and CrewMax
Adds to or replaces features offered on SR

Choice of Drivetrain

- 5.7-Liter Aluminum i-FORCE V8 DOHC 32-Valve with Dual Independent Variable Valve Timing with intelligence (Dual Independent VVT-i)
 - 381 hp @ 5600 rpm; 401 lb.-ft. @ 3600 rpm
 - 6-speed Electronically Controlled automatic Transmission with intelligence (ECT-i)
 - Includes Tow Package
- 4.6-Liter Aluminum i-FORCE V8 DOHC 32-Valve with Dual Independent Variable Valve Timing with intelligence (Dual Independent VVT-i)
 - 310 hp @ 5600 rpm; 327 lb.-ft. @ 3400 rpm
 - 6-speed Electronically Controlled automatic Transmission with intelligence (ECT-i)
- Rear-Wheel Drive or 4WDemand part-time 4WD

Exterior Features

- Chrome grille and surround
- Chrome front and rear bumper endcaps
- Fog lights
- Variable intermittent windshield wipers

Interior Features

- Entune™ Audio Plus with Connected Navigation App¹⁰ and 7-in. high-resolution touch-screen
- HD Radio™¹² Technology and SiriusXM All Access Radio¹¹
- Rear under-seat storage tray (Double Cab only)
- Integrated Trailer Brake Controller²⁴ (5.7L V8 only)

Options

- SR5 Upgrade Package
- Safety & Convenience Package
- TRD Off-Road Package
- 38-gallon fuel tank (requires SR5 Upgrade Package) (5.7L V8 only)
- 18-in. 5-spoke alloy wheels
- Entune™ Premium Audio with Integrated Navigation¹³ and App Suite¹⁴
- Tow mirrors (5.7L V8 only)
- Running boards
- Deck rail system



Limited

Available in Double Cab and CrewMax
Adds to or replaces features offered on SR5

Drivetrain

- 5.7-Liter Aluminum i-FORCE V8 DOHC 32-Valve with Dual Independent Variable Valve Timing with intelligence (Dual Independent VVT-i)
 - 381 hp @ 5600 rpm; 401 lb.-ft. @ 3600 rpm
 - 6-speed Electronically Controlled automatic Transmission with intelligence (ECT-i)
 - Includes Tow Package
- Rear-Wheel Drive or 4WDemand part-time 4WD

Exterior Features

- 20-in. machined-finish alloy wheels
- Chrome door handles
- Chrome heated outside mirrors
- Silver billet-style grille insert
- Deck rail system
- 38-gallon fuel tank

Interior Features

- Leather-trimmed seats (front bucket seats with center console)
- Heated front seats with power driver and passenger seating
- Power sliding rear window
- Dual zone automatic climate control
- Wood-style trim
- Auto-dimming rearview mirror with compass and HomeLink^{®16} universal transceiver
- Entune™ Premium Audio with Integrated Navigation¹³ and App Suite¹⁴
- Unique floor mats¹⁵
- Rear under-seat storage tray (Double Cab only)
- Integrated Trailer Brake Controller²⁴

Options

- Limited Premium Package
- TRD Off-Road Package
- Entune™ Premium JBL® Audio with Integrated Navigation¹³ and App Suite¹⁴ (CrewMax only)
- Power tilt/slide moonroof (CrewMax only)
- Tow mirrors
- Running boards





Platinum

Available in CrewMax
Adds to or replaces features offered on Limited

Drivetrain

- 5.7-Liter Aluminum i-FORCE V8 DOHC 32-Valve with Dual Independent Variable Valve Timing with intelligence (Dual Independent VVT-i)
 - 381 hp @ 5600 rpm; 401 lb.-ft. @ 3600 rpm
 - 6-speed Electronically Controlled automatic Transmission with intelligence (ECT-i)
 - Includes Tow Package
- Rear-Wheel Drive or 4WDemand part-time 4WD

Exterior Features

- 20-in. alloy wheels (unique design)
- Color-keyed grille surround
- Color-keyed bumpers
- Chrome heated auto-dimming and power folding mirrors
- LED Daytime Running Lights (DRL)
- Power tilt/slide moonroof
- Front and rear parking assist sonar²²
- Platinum badging
- 38-gallon fuel tank

Interior Features

- Luxurious interior
- Black premium perforated leather-trimmed seats
- Heated and ventilated front seats
- Power tilt/telescopic steering wheel
- Memory system for seats, outside mirrors and steering wheel
- Brushed metal-style trim
- Entune™ Premium JBL® Audio with Integrated Navigation¹³ and App Suite¹⁴
- Blind Spot Monitor (BSM)²⁷ and Rear Cross-Traffic Alert (RCTA)²⁸
- Power vertical sliding rear window
- Platinum badging
- Unique floor mats¹⁵
- Integrated Trailer Brake Controller²⁴

Options

- Running boards



1794 Edition

Available in CrewMax
Adds to or replaces features offered on Platinum

Drivetrain

- 5.7-Liter Aluminum i-FORCE V8 DOHC 32-Valve with Dual Independent Variable Valve Timing with intelligence (Dual Independent VVT-i)
 - 381 hp @ 5600 rpm; 401 lb.-ft. @ 3600 rpm
 - 6-speed Electronically Controlled automatic Transmission with intelligence (ECT-i)
 - Includes Tow Package
- Rear-Wheel Drive or 4WDemand part-time 4WD

Exterior Features

- Chrome grille and surround
- Chrome front bumper endcaps
- 1794 Edition badging
- 38-gallon fuel tank

Interior Features

- Western-themed interior
- Brown premium perforated leather-trimmed seats
- Ultrasuede® seat inserts
- Blind Spot Monitor (BSM)²⁷ and Rear Cross-Traffic Alert (RCTA)²⁸
- Wood-style trim (including steering wheel and shift knob)
- 1794 Edition badging
- Unique floor mats¹⁵
- Integrated Trailer Brake Controller²⁴

Options

- TRD Off-Road Package
- 20-in. chrome-clad alloy wheels
- Running boards



TRD Pro

Available in Double Cab and CrewMax

Drivetrain and Performance

- 5.7-Liter Aluminum i-FORCE V8 DOHC 32-Valve with Dual Independent Variable Valve Timing with intelligence (Dual Independent VVT-i)
 - 6-speed Electronically Controlled automatic Transmission with intelligence (ECT-i)
 - Includes Tow Package
- 4WDemand part-time 4WD
- TRD dual exhaust
- TRD Pro front and rear Bilstein® shocks with external remote reservoirs

Exterior Features

- 18-in. 5-spoke TRD Pro alloy wheels with Michelin P275/65R18 tires
- TRD aluminum front skid plate
- "TOYOTA" front grille (unique to TRD Pro) with color-keyed grille surround
- Matte black lower front bumper with color-keyed endcaps
- Black external hard badges
- Multi-reflector halogen headlights with black sport bezels and manual level control
- Fog lights
- Unique "TRD Pro" bed stamp
- Deck rail system
- 38-gallon fuel tank

Interior Features

- TRD Pro leather-trimmed front bucket seats embroidered with red contrast stitching and TRD Pro logo
- TRD Pro floor mats¹⁵
- Fixed center console with "TRD Pro" badge
- TRD shift knob
- Entune™ Premium Audio with Integrated Navigation¹³ and App Suite¹⁴
- Auto-dimming rearview mirror with compass and HomeLink^{21,16} universal transceiver
- Rear under-seat storage tray (Double Cab only)
- Integrated Trailer Brake Controller²⁴



FEATURES¹

EXTERIOR	REGULAR	SR	DOUBLE CAB			SR5	LIMITED	CREWMAX			TRD PRO
	SR		SR5	LIMITED	TRD PRO			PLATINUM	1794 EDITION	TRD PRO	
Multi-reflector halogen headlights with manual level control	S	S	S	—	—	S	—	—	—	—	—
Multi-reflector halogen headlights with black sport bezels and manual level control	—	—	—	—	S	—	—	—	—	—	S
Multi-reflector halogen headlights with manual level control and auto on/off feature	—	—	—	S	—	—	—	—	—	S	—
Daytime Running Lights (DRL)	S	S	S	S	S	S	S	S	S	S	S
LED Daytime Running Lights (DRL)	—	—	—	—	—	—	—	S	S	—	—
Fog lights	—	—	S	S	S	S	S	S	S	S	S
Chrome grille and matte black lower front bumper with chrome endcaps	—	—	S	—	—	S	—	—	—	—	—
Silver billet grille with chrome grille surround and matte black lower front bumper with chrome endcaps	—	—	—	S	—	—	S	—	—	—	—
Silver billet grille with color-keyed grille surround and color-keyed front bumper	—	—	—	—	—	—	—	S	—	—	—
Chrome grille and gunmetal gray lower front bumper with chrome endcaps	—	—	—	—	—	—	—	—	—	—	S
“TOYOTA” grille with color-keyed grille surround and matte black lower front bumper with color-keyed endcaps (TRD Pro)	—	—	—	—	S	—	—	—	—	—	S
Chrome rear bumper	—	—	S	S	—	S	S	—	S	—	—
Color-keyed rear bumper	—	—	P	P	—	P	P	S	S	—	—
Deck rail system with four adjustable tie-down cleats	O	O	O	S	S	O	S	S	S	S	S
Deck rail and tailgate caps	S	S	S	S	S	S	S	S	S	S	S
TRD Pro bed-side stamping	—	—	—	—	S	—	—	—	—	—	S
Taillights and stop lights with dual vortex generators	S	S	S	S	S	S	S	S	S	S	S
Black heated power outside mirrors	S	S	S	—	—	S	—	—	—	—	—
Chrome heated power outside mirror	—	—	—	S	—	—	S	—	—	—	—
Color-keyed heated power outside mirrors	—	—	—	—	S	—	—	—	—	—	S
Chrome heated power and auto-dimming outside mirrors with turn signal and blind spot warning ²⁷ indicators, puddle lights and power-folding and memory feature	—	—	—	—	—	—	—	S	S	—	—
Heated power outside tow mirrors with integrated blind spot mirrors, turn signal indicators, and manual-extend and -folding feature (5.7L V8 only; not available on Platinum, 1794 Edition, TRD Pro and models equipped with Blind Spot Monitor and RCTA)	O	O	O	O	—	O	O	—	—	—	—
Power tilt/slide moonroof with sliding sunshade	—	—	—	—	—	—	O	S	S	—	—
Two-speed windshield wipers	S	S	—	—	—	—	—	—	—	—	—
Variable intermittent windshield wipers	—	—	S	S	S	S	S	S	S	S	S
Windshield wiper de-icer	S	S	S	S	S	S	S	S	S	S	S
High Solar Energy-Absorbing (HSEA) glass	S	S	S	S	S	S	S	S	S	S	S
Easy lower and lift tailgate	S	S	S	S	S	S	S	S	S	S	S
Front and rear mudguards	S	S	S	S	S	S	S	S	S	S	S
Front tow hooks (4x4)	S	S	S	S	S	S	S	S	S	S	S
Front skid plate	—	—	P	P	—	P	P	—	P	—	—
TRD front skid plate with oil pan drain access panel	—	—	—	—	S	—	—	—	—	—	S
TRD dual exhaust	—	—	—	—	S	—	—	—	—	—	S
TRD Pro front and rear Bilstein® shocks with remote reservoirs	—	—	—	—	S	—	—	—	—	—	S
Chrome 5.7L i-FORCE V8 engine badge (driver and front passenger doors)	S	O	O	S	—	O	S	—	—	—	—
Chrome Platinum badge (driver and front passenger doors)	—	—	—	—	—	—	—	S	—	—	—
Chrome 1794 Edition badge (driver and front passenger doors)	—	—	—	—	—	—	—	—	S	—	—
Black 5.7L i-FORCE badge (driver and front passenger doors)	—	—	—	—	S	—	—	—	—	—	S
Chrome 4x4 badge (lower left portion of tailgate)	S	S	S	S	—	S	S	S	S	—	—
Black 4x4 badge (lower left portion of tailgate)	—	—	—	—	S	—	—	—	—	—	S
Chrome “TUNDRA” badge (driver and front passenger door)	—	—	S	S	—	S	S	—	—	—	—
Black “TUNDRA” badge (driver and front passenger door)	—	—	—	—	S	—	—	—	—	—	S
Large fuel tank (38 gallon) (5.7L V8 only)	—	—	O	S	S	O	S	S	S	S	S



See numbered footnotes in Disclosures section.

S = Standard O = Optional — = Not available P = Feature is available as part of an option package.

FEATURES¹ (continued)

INTERIOR	REGULAR	SR	DOUBLE CAB			SR5	LIMITED	CREWMAX			TRD PRO
	SR		SR5	LIMITED	TRD PRO			PLATINUM	1794 EDITION	TRD PRO	
Air conditioning with dust and pollen air filter and single temperature setting for driver and front passenger	S	S	S	—	S	S	—	—	—	—	S
Automatic dual zone climate control with dust and pollen filter and individual temperature settings for driver and front passenger	—	—	—	S	—	—	S	S	S	—	—
Entune™ Audio — includes the Entune™ Multimedia Bundle ² (6.1-in. touch-screen display, AM/FM CD player, MP3/WMA playback capability, 6 speakers, auxiliary audio jack, USB 2.0 port ³ with iPod ^{®4} connectivity and control, advanced voice recognition ⁵ , hands-free phone capability, phone book access and music streaming ⁶ via Bluetooth ^{®7} wireless technology), Siri [®] Eyes Free ⁸ and integrated backup camera ⁹ display.	S	S	—	—	—	—	—	—	—	—	—
Entune™ Audio Plus with Connected Navigation App ¹⁰ — includes the Entune™ Multimedia Bundle ² (7-in. high-resolution touch-screen display, AM/FM CD player, MP3/WMA playback capability, 6 speakers, auxiliary audio jack, USB 2.0 port ³ with iPod ^{®4} connectivity and control, advanced voice recognition ⁵ , hands-free phone capability, phone book access and music streaming ⁶ via Bluetooth ^{®7} wireless technology), Connected Navigation Scout [®] GPS Link App ¹⁰ , Siri [®] Eyes Free ⁸ , SiriusXM [®] Satellite Radio ¹¹ with 3-mo. complimentary SiriusXM All Access trial and Gracenote [®] album cover art, HD Radio ^{™12} Technology, HD Radio [™] Traffic and Weather in major metro areas, and integrated backup camera ⁹ display. Access to Entune [®] App Suite is subscription-free. See toyota.com/entune for details.	—	—	S	—	—	S	—	—	—	—	—
Entune™ Premium Audio with Integrated Navigation ¹³ and App Suite ¹⁴ — includes the Entune™ Multimedia Bundle ² (7-in. high-resolution touch-screen with split-screen display, AM/FM CD player with MP3/WMA playback capability, 9 speakers (7 speakers on Double Cab), auxiliary audio jack, USB 2.0 port ³ with iPod ^{®4} connectivity and control, advanced voice recognition ⁵ , hands-free phone capability, phone book access and music streaming ⁶ via Bluetooth ^{®7} wireless technology), Siri [®] Eyes Free ⁸ , Entune [®] App Suite ¹⁴ , HD Radio ^{™12} Technology, HD Radio [™] Predictive Traffic and Doppler Weather overlay, AM/FM cache radio, SiriusXM [®] Satellite Radio ¹¹ with 3-mo. complimentary SiriusXM All Access trial, Gracenote [®] album cover art, and integrated backup camera ⁹ display. Access to Entune [®] App Suite is subscription-free. See toyota.com/entune for details.	—	—	O	S	S	O	S	—	—	—	S
Entune™ Premium JBL [®] Audio with Integrated Navigation ¹³ and App Suite ¹⁴ — includes the Entune™ Multimedia Bundle ² (7-in. high-resolution touch-screen with split-screen display, AM/FM CD player with MP3/WMA playback capability, 12 JBL [®] speakers including subwoofer and amplifier, auxiliary audio jack, USB 2.0 port ³ with iPod ^{®4} connectivity and control, advanced voice recognition ⁵ , hands-free phone capability, phone book access and music streaming ⁶ via Bluetooth ^{®7} wireless technology), Siri [®] Eyes Free ⁸ , Entune [®] App Suite ¹⁴ , HD Radio ^{™12} Technology, HD Radio [™] Predictive Traffic and Doppler Weather overlay, AM/FM cache radio, SiriusXM [®] Satellite Radio ¹¹ with 3-mo. complimentary SiriusXM All Access trial, Gracenote [®] album cover art, and integrated backup camera ⁹ display. Access to Entune [®] App Suite is subscription-free. See toyota.com/entune for details.	—	—	—	—	—	—	O	S	S	—	—
Integrated backup camera ⁹	S	S	S	S	S	S	S	S	S	S	S
3-passenger seating capacity	S	—	—	—	—	—	—	—	—	—	—
5-passenger seating capacity	—	—	O	S	S	O	S	S	S	S	S
6-passenger seating capacity	—	S	S	—	—	S	—	—	—	—	—
Vinyl 40/20/40 split fold-down front bench seat; 4-way adjustable driver's seat; 4-way adjustable front passenger bench seat	P	P	—	—	—	—	—	—	—	—	—
Fabric-trimmed 40/20/40 split fold-down front bench seat; 4-way adjustable driver's seat; 4-way adjustable front passenger bench seat	S	S	S	—	—	S	—	—	—	—	—
Fabric-trimmed front bucket seats; 10-way power-adjustable driver's seat; 4-way adjustable front passenger seat	—	—	P	—	—	P	—	—	—	—	—
Black TRD Pro leather-trimmed front bucket seats with red contrast stitching and TRD Pro logo; 10-way power-adjustable driver's seat; 4-way adjustable front passenger seat	—	—	—	—	S	—	—	—	—	—	S
Leather-trimmed and heated front bucket seats; 10-way power-adjustable driver's seat; 6-way power-adjustable front passenger seat	—	—	—	S	—	—	S	—	—	—	—
Perforated leather-trimmed heated and ventilated front bucket seats with embroidered upper backrests; 12-way power-adjustable driver's seat which includes power thigh and lumbar support and a 2-position memory function; 6-way power-adjustable front passenger seat with power lumbar support	—	—	—	—	—	—	—	S	S	S	—
60/40 split fold-up rear seats	—	S	S	S	S	S	S	S	S	S	S
Cruise control	S	S	S	S	S	S	S	S	S	S	S



See numbered footnotes in Disclosures section.

S = Standard O = Optional — = Not available P = Feature is available as part of an option package.

FEATURES¹ (continued)

INTERIOR (continued)	REGULAR	SR	DOUBLE CAB			SR5	LIMITED	CREWMAX PLATINUM	1794 EDITION	TRD PRO
	SR		SR5	LIMITED	TRD PRO					
Urethane tilt 4-spoke steering wheel with audio, <i>Bluetooth</i> ^{®7} hands-free phone, voice command controls, and column shifter	S	S	S	—	—	S	—	—	—	—
Urethane tilt/telescopic 4-spoke steering wheel with audio, <i>Bluetooth</i> ^{®7} hands-free phone, voice command controls, and center console gated shift lever (front bucket seat only)	—	—	P	—	S	P	—	—	—	S
TRD Pro shift knob	—	—	—	—	S	—	—	—	—	S
Heavy-duty all-weather flooring and floor mats ¹⁵	P	P	—	—	—	—	—	—	—	—
Carpet flooring (not available with Work Truck Package)	S	S	S	S	S	S	S	—	—	S
Carpet flooring and premium floor mats ¹⁵	—	—	—	—	—	—	—	S	S	—
Leather-trimmed tilt/telescopic 4-spoke steering wheel with audio, <i>Bluetooth</i> ^{®7} hands-free phone controls, voice command controls, and center-console gated shift lever (front bucket seat only)	—	—	—	S	—	—	S	—	—	—
Leather-trimmed power tilt/telescopic 4-spoke steering wheel (with wood-grain-style accents - 1794 Edition only), memory function and audio, <i>Bluetooth</i> ^{®7} hands-free phone controls, and center-console gated shift lever	—	—	—	—	—	—	—	S	S	—
Analog instrumentation with color-illuminated speedometer, tachometer, voltmeter, coolant temperature, fuel, and engine oil pressure gauges; 3.5-in. color Multi-Information Display with odometer and tripmeters; shift-position indicator	S	S	S	S	S	S	S	S	S	S
Power windows with driver-side one-touch auto down, power door locks with shift-linked automatic lock/unlock feature and remote keyless entry system with lock, unlock and panic functions (not available with Work Truck Package), cab illuminated entry system and one-touch auto start	S	S	—	—	—	—	—	—	—	—
Power windows with driver-side one-touch auto down, power door locks with shift-linked automatic lock/unlock, remote keyless entry system with lock, unlock and panic functions, cab and driver footwell illuminated entry system, and one-touch auto start	—	—	S	S	S	S	S	—	—	S
Power windows with driver and front passenger one-touch auto up/down, power door locks with shift-linked automatic lock/unlock, and remote keyless entry system with lock, unlock and panic functions, cab, driver footwell and ignition key illuminated entry system, and one-touch auto start	—	—	—	P	—	—	P	S	S	—
Sliding horizontal rear window with privacy glass	—	—	S	—	S	—	—	—	—	—
Power sliding horizontal rear window with privacy glass	—	—	—	S	—	—	—	—	—	—
Power vertical sliding rear window with defogger and privacy glass	—	—	—	—	—	S	S	S	S	S
Auto-dimming rearview mirror with compass and HomeLink ^{®16} universal transceiver	—	—	—	S	S	—	S	S	S	S
Overhead console with sunglass storage (not available with moonroof)	—	—	—	—	—	S	S	—	—	S
Fixed center console with covered storage compartments, and second-row vents (front bucket seats only)	—	—	P	S	S	P	S	S	S	S
Rear under-seat storage compartment	—	—	S	S	S	—	—	—	—	—
Two front 12V auxiliary power outlets (additional rear 12V auxiliary power outlet on Double Cab and CrewMax)	S	S	S	S	S	S	S	S	S	S
Front maplight (additional rear maplight on Double Cab and CrewMax)	S	S	S	S	S	S	S	S	S	S
Four front cup holders, four front bottle holders	S	—	—	—	—	—	—	—	—	—
Four front and two rear cup holders, four front and two rear bottle holders (three front cup holders on Limited and TRD Pro)	—	S	S	S	S	—	—	—	—	—
Four front and two rear cup holders, four front and four rear bottle holders (three front cup holders on Limited, Platinum, 1794 Edition and TRD Pro)	—	—	—	—	—	S	S	S	S	S



See numbered footnotes in Disclosures section.

S = Standard O = Optional — = Not available P = Feature is available as part of an option package.

FEATURES¹ (continued)


SAFETY AND CONVENIENCE	REGULAR		DOUBLE CAB					CREWMAX		
	SR	SR	SR5	LIMITED	TRD PRO	SR5	LIMITED	PLATINUM	1794 EDITION	TRD PRO
STAR SAFETY SYSTEM ™ Star Safety System™ — includes Vehicle Stability Control (VSC) ¹⁷ Traction Control (TRAC), Anti-lock Brake System (ABS) with Electronic Brake-force Distribution (EBD), Brake Assist (BA) ¹⁸ and Smart Stop Technology® (SST) ¹⁹ At speeds greater than five miles per hour, when the accelerator is depressed first and the brakes are then applied firmly for longer than one-half second, Smart Stop Technology® is designed to help the driver bring the vehicle to a stop.	S	S	S	S	S	S	S	S	S	S
Eight airbags ²⁰	S	S	S	S	S	S	S	S	S	S
Driver and front outboard passenger Advanced Airbag System ²⁰	S	S	S	S	S	S	S	S	S	S
Driver and front outboard passenger seat-mounted side airbags, driver and front passenger knee airbags and front and rear Roll-sensing Side Curtain Airbags (RSCA) ²⁰	S	S	S	S	S	S	S	S	S	S
3-point seatbelts for all seating positions; driver-side Emergency Locking Retractor (ELR) and Automatic/Emergency Locking Retractor (ALR/ELR) on all passenger seatbelts	S	S	S	S	S	S	S	S	S	S
Driver and front passenger seatbelt pretensioners with force limiters	S	S	S	S	S	S	S	S	S	S
LATCH (Lower Anchors and Tethers for CHildren) includes lower anchors on outboard front passenger seat and tether anchor on center seat	S	—	—	—	—	—	—	—	—	—
LATCH (Lower Anchors and Tethers for CHildren) includes lower anchors on outboard rear seats and tether anchor on rear center seat	—	S	S	S	S	S	S	S	S	S
Child-protector rear door locks	—	S	S	S	S	S	S	S	S	S
Tire Pressure Monitor System (TPMS) ²¹	S	S	S	S	S	S	S	S	S	S
Front and rear parking assist sonar ²²	—	—	P	P	—	P	P	S	S	—
Blind Spot Monitor (BSM) ²⁷ and and Rear Cross-Traffic Alert (RCTA) ²⁸ and color-keyed rear bumper	—	—	P	P	—	P	P	S	S	—
Trailer-Sway Control ²³	S	S	S	S	S	S	S	S	S	S
Integrated Trailer Brake Controller ²⁴ with Multi-Information Display monitoring screen and trailer brake type, gain, and manual trailer brake output controls (5.7L V8 only)	S	S	S	S	S	S	S	S	S	S
Anti-theft system with engine immobilizer ²⁵	S	S	S	—	—	S	—	—	—	—
Anti-theft system with alarm and engine immobilizer ²⁵	—	—	P	S	S	P	S	—	—	S
Anti-theft system with alarm, Glass Breakage Sensor (GBS) ²⁶ and engine immobilizer ²⁵	—	—	—	P	—	—	P	S	S	—
ToyotaCare ²⁹ featuring a no cost maintenance plan with roadside assistance ³⁰	S	S	S	S	S	S	S	S	S	S

See numbered footnotes in Disclosures section.



S = Standard O = Optional — = Not available P = Feature is available as part of an option package.

Color



Midnight Black Metallic^{31,32}

Black


Blazing Blue Pearl³¹



Barcelona Red Metallic

Inferno^{31,32}


Sunset Bronze Mica³¹



Quicksand^{31,32}

Magnetic Gray Metallic³¹

Silver Sky Metallic³¹



Super White

TRD Pro



Barcelona Red Metallic

Cement

Super White

Trim



SR fabric shown in Graphite



SR vinyl shown in Graphite³³

Also available in:



SR5 fabric shown in Black




SR5 fabric shown in Graphite




SR5 fabric shown in Sand Beige


Also available in:



Limited leather shown in Sand Beige



Limited leather shown in Black



Limited leather shown in Graphite



Platinum premium Black leather



1794 Edition premium Brown leather



TRD Pro leather shown in Black/Red



*Not all colors and trims available on all model grades. See dealer for details. See numbered footnotes in Disclosures section.

Combinations

COLOR SELECTOR	SR	SR5	LIMITED	PLATINUM	1794 EDITION	TRD PRO
Midnight Black Metallic	•	•	BLACK, GRAPHITE, SAND BEIGE	BLACK	BROWN	•
Black	GRAPHITE	BLACK, GRAPHITE, SAND BEIGE	•	•	•	•
Blazing Blue Pearl	•	BLACK, GRAPHITE, SAND BEIGE	BLACK, GRAPHITE, SAND BEIGE	BLACK	BROWN	•
Barcelona Red Metallic	GRAPHITE	BLACK, GRAPHITE, SAND BEIGE	BLACK, GRAPHITE, SAND BEIGE	BLACK	BROWN	BLACK/RED
Inferno	•	BLACK, GRAPHITE	BLACK, GRAPHITE	•	•	•
Sunset Bronze Mica	•	BLACK, SAND BEIGE	BLACK, SAND BEIGE	BLACK	BROWN	•
Quicksand	•	BLACK	BLACK	•	•	•
Magnetic Gray Metallic	•	BLACK, GRAPHITE	BLACK, GRAPHITE	BLACK	BROWN	•
Cement	•	•	•	•	•	BLACK/RED
Silver Sky Metallic	•	BLACK, GRAPHITE	BLACK, GRAPHITE	BLACK	BROWN	•
Super White	GRAPHITE	BLACK, GRAPHITE, SAND BEIGE	BLACK, GRAPHITE, SAND BEIGE	BLACK	BROWN	BLACK/RED

PACKAGES AND OPTIONS

WHEELS	REGULAR	SR	DOUBLE CAB			SR5	LIMITED	CREWMAX		
	SR		SR5	LIMITED	TRD PRO			PLATINUM	1794 EDITION	TRD PRO
A — 18-in. styled steel wheels with P255/70R18 tires	S	S	S	—	—	S	—	—	—	—
B — 18-in. 5-spoke alloy wheels with P275/65R18 tires	—	—	O	—	—	O	—	—	—	—
C — 18-in. split 5-spoke TRD Off-Road Package alloy wheels with black accents and P275/65R18 tires	—	—	P	P	—	P	P	—	P	—
D — 20-in. split 5-spoke machined-finished alloy wheels with P275/55R20 tires	—	—	—	S	—	—	S	—	—	—
E — 20-in. 6-spoke wheels with accented spokes and P275/55R20 tires	—	—	—	—	—	—	—	S	S	—
F — 20-in. 6-spoke chrome-clad alloy wheels with P275/55R20 tires	—	—	—	—	—	—	—	—	O	—
G — 18-in. split 5-spoke TRD black alloy wheels with P275/65R18 tires	—	—	—	—	S	—	—	—	—	S



[A]



[B]



[C]



[D]



[E]



[F]



[G]

PACKAGES AND OPTIONS

TRD OFF-ROAD PACKAGE — Upgrades standard wheels to 18-in. split 5-spoke TRD Off-Road Package alloy wheels with black accents and P275/65R18 tires. Includes trail-tuned Bilstein® shock absorbers, engine skid plate, fuel tank skid plate, front tow hooks on 4x2 (on 4x2 models; standard on all 4x4 models), and bed-side TRD Off-Road decal.	—	—	P	P	—	P	P	—	P	—
LIMITED PREMIUM PACKAGE — Combines the Safety & Convenience Package which includes front and rear parking assist sonar, ²² Blind Spot Monitor ²⁷ and Rear Cross-Traffic Alert ²⁸ (upgrades to color-keyed rear bumper), with additional convenience features including: power windows with driver and front passenger auto up and down; cab, driver footwell and ignition key illuminated entry system; an anti-theft system with alarm, Glass Breakage Sensor, ²⁶ and engine immobilizer. ²⁵	—	—	—	P	—	—	P	—	—	—
SAFETY & CONVENIENCE PACKAGE — Includes front and rear parking assist sonar, ²² Blind Spot Monitor ²⁷ and Rear Cross-Traffic Alert ²⁸ (upgrades to color-keyed rear bumper; requires SR5 Upgrade Package on SR5 models)	—	—	P	—	—	P	—	S	S	—
SR5 UPGRADE PACKAGE — Adds larger fuel tank (5.7L V8 only), replaces front bench seating with front bucket seats with power driver's seat with power lumbar support, adds front center console with floor-mounted urethane shift lever and knob, tilt and telescopic urethane steering wheel, 3 front cup holders, auto-dimming rearview mirror with compass and HomeLink ^{®16} universal transceiver, and an anti-theft system with alarm and engine immobilizer ²⁵	—	—	P	—	—	P	—	—	—	—
SR WORK TRUCK PACKAGE — Adds durable vinyl seating and flooring, and removes wireless door lock feature. On Regular Cab models, power windows and the speed- and shift-sensing power door lock features are also removed.	P	P	—	—	—	—	—	—	—	—
Entune™ Premium Audio with Integrated Navigation ¹³ and App Suite ¹⁴ — includes the Entune™ Multimedia Bundle ² (7-in. high-resolution touch-screen with split-screen display, AM/FM CD player with MP3/WMA playback capability, 9 speakers (7 speakers on Double Cab), auxiliary audio jack, USB 2.0 port ³ with iPod ^{®4} connectivity and control, advanced voice recognition, ⁵ hands-free phone capability, phone book access and music streaming ⁶ via Bluetooth ^{®7} wireless technology), Siri [®] Eyes Free ⁸ Entune [®] App Suite, ¹⁴ HD Radio ^{™12} Technology, HD Radio [™] Predictive Traffic and Doppler Weather overlay, and integrated backup camera ⁹ display. Access to Entune [®] App Suite is subscription-free. See toyota.com/entune for details.	—	—	O	S	S	O	S	—	—	S
Entune™ Premium JBL® Audio with Integrated Navigation ¹³ and App Suite ¹⁴ — includes the Entune™ Multimedia Bundle ² (7-in. high-resolution touch-screen with split-screen display, AM/FM CD player with MP3/WMA playback capability, 12 JBL [®] speakers including subwoofer and amplifier, auxiliary audio jack, USB 2.0 port ³ with iPod ^{®4} connectivity and control, advanced voice recognition, ⁵ hands-free phone capability, phone book access and music streaming ⁶ via Bluetooth ^{®7} wireless technology), Siri [®] Eyes Free ⁸ Entune [®] App Suite, ¹⁴ HD Radio ^{™12} Technology, HD Radio [™] Predictive Traffic and Doppler Weather overlay, and integrated backup camera ⁹ display. Access to Entune [®] App Suite is subscription-free. See toyota.com/entune for details.	—	—	—	O	—	—	O	S	S	—
Heated power outside tow mirrors with integrated blind spot mirrors, turn signal indicators, and manual-extend and -folding feature (5.7L V8 only; not available on Platinum, 1794 Edition, TRD Pro and models equipped with Blind Spot Monitor and RCTA)	O	O	O	O	—	O	O	—	—	—
Running boards	—	O	O	O	—	O	O	O	O	—
Power tilt/slide moonroof with sliding sunshade	—	—	—	—	—	—	O	S	S	—

See numbered footnotes in Disclosures section.



DEALER ePROCESS Standard O = Optional — = Not available P = Feature is available as part of an option package.

SPECIFICATIONS

MECHANICAL	REGULAR	SR	DOUBLE CAB			SR5	LIMITED	CREWMAX			TRD PRO
	SR		SR5	LIMITED	TRD PRO			PLATINUM	1794 EDITION	TRD PRO	
ENGINE											
4.6-Liter Aluminum i-FORCE V8 with DOHC 32-Valve cylinder heads with Acoustic Control Induction System (ACIS), Dual Independent Variable Valve Timing with intelligence (Dual Independent VVT-i) and 4-2-1 tubular stainless steel exhaust manifold; 310 hp @ 5600 rpm; 327 lb.-ft. @ 3400 rpm	—	S	S	—	—	S	—	—	—	—	—
5.7-Liter Aluminum i-FORCE V8 with DOHC 32-Valve cylinder heads with Acoustic Control Induction System (ACIS), Dual Independent Variable Valve Timing with intelligence (Dual Independent VVT-i) and 4-2-1 tubular stainless steel exhaust manifold; 381 hp @ 5600 rpm; 401 lb.-ft. @ 3600 rpm	S	O	O	S	S	O	S	S	S	S	S
5.7-Liter Aluminum i-FORCE V8 with DOHC 32-Valve cylinder heads and E85 Flex Fuel Vehicle ⁴⁴ (FFV) capability, Acoustic Control Induction System (ACIS), Dual Independent Variable Valve Timing with intelligence (Dual Independent VVT-i) and 4-2-1 tubular stainless steel exhaust manifold; 381 hp @ 5600 rpm; 401 lb.-ft. @ 3600 rpm	O	O	O	O	O	O	O	O	O	O	O
IGNITION SYSTEM											
Electronic, with Toyota Direct Ignition (TDI)	S	S	S	S	S	S	S	S	S	S	S
Heavy-duty battery and heavy-duty alternator (5.7L V8 only)	S	S	S	S	S	S	S	S	S	S	S
EXHAUST SYSTEM											
Standard stainless steel exhaust system	S	S	S	S	S	S	S	S	S	S	S
Stainless steel TRD Pro dual exhaust	—	—	—	—	S	—	—	—	—	—	S
EMISSION RATING											
Low Emission Vehicle II (LEV-II)	S	S	S	S	S	S	S	S	S	S	S
Ultra Low Emission Vehicle II (ULEV- II)	O	O	O	O	O	O	O	O	O	O	O
TRANSMISSION											
6-speed Electronically Controlled automatic Transmission with intelligence (ECT-i), sequential shift mode and uphill/downhill shift logic (5.7L V8 models add TOW/HAUL Mode)	S	S	S	S	S	S	S	S	S	S	S
DRIVETRAIN											
Rear-Wheel Drive with Automatic Limited-Slip Differential ⁸⁵ (Auto LSD)	S	S	S	S	—	S	S	S	S	S	—
4WDemand part-time 4WD with electronically controlled transfer case, Active Traction Control (A-TRAC) and Automatic Limited-Slip Differential ⁸⁵ (Auto LSD)	O	O	O	O	S	O	O	O	O	O	S

RATIOS

4.6L V8		5.7L V8	
1st gear	3.52	1st gear	3.33
2nd gear	2.04	2nd gear	1.96
3rd gear	1.40	3rd gear	1.35
4th gear	1.00	4th gear	1.00
5th gear	0.72	5th gear	0.73
6th gear	0.59	6th gear	0.59
Reverse	3.22	Reverse	3.06
Axle ratio	3.91	Rear differential	4.30
4WD Transfer case (high/low range)	1.00/2.64	4WD Transfer case (high/low range)	1.00/2.64

See numbered footnotes in Disclosures section.



S = Standard O = Optional — = Not available P = Feature is available as part of an option package.

SPECIFICATIONS (continued)

SUSPENSION	REGULAR	SR	DOUBLE CAB			SR5	LIMITED	CREWMAX	1794 EDITION	TRD PRO
	SR		SR5	LIMITED	TRD PRO					
Independent coil-spring high-mounted double-wishbone front suspension with stabilizer bar and low-pressure nitrogen gas-filled shock absorbers; live axle with trapezoidal multi-leaf rear suspension with staggered outboard-mounted low-pressure nitrogen gas-filled shock absorbers	S	S	S	S	—	S	S	S	S	—
Independent TRD coil-spring high-mounted double-wishbone front suspension for a 2-in. lift with stabilizer bar and TRD Bilstein® shock absorbers with remote reservoirs; live axle with trapezoidal multi-leaf rear suspension with staggered outboard-mounted TRD Bilstein® shock absorbers with remote reservoirs	—	—	—	—	S	—	—	—	—	S
STEERING										
Hydraulic power rack-and-pinion	S	S	S	S	S	S	S	S	S	S
Steering wheel turns, lock-to-lock	3.71	3.71	3.71	3.71	3.71	3.71	3.71	3.71	3.71	3.71
Turning circle diameter, curb to curb (ft.) (Standard Bed/Long Bed) (Short Bed on CrewMax)	44.0/—	44.0/49.0	44.0/49.0	44.0/—	44.0/—	44.0	44.0	44.0	44.0	44.0
BRAKES										
Power-assisted ventilated 13.9-in. front disc brakes with opposed 4-piston brake calipers; ventilated 13.6-in. rear disc brakes, and Star Safety System™	S	S	S	S	S	S	S	S	S	S
WEIGHTS AND CAPACITIES										
BASE CURB WEIGHT (lbs.)										
4.6L V8 Standard Bed (Short Bed on CrewMax) (4x2/4x4)	—/—	5,100/5,410	5,100/5,410	—/—	—/—	5,250/5,560	—/—	—/—	—/—	—/—
5.7L V8 Standard Bed (4x2/4x4)	—/—	5,170/5,470	5,170/5,470	5,230/5,520	—/5,470	—/—	—/—	—/—	—/—	—/—
5.7L V8 Long Bed (4x2/4x4)	4,920/5,210	5,300/5,600	5,300/5,600	—/—	—/—	—/—	—/—	—/—	—/—	—/—
5.7L V8 Short Bed (4x2/4x4)	—/—	—/—	—/—	—/—	—/—	5,340/5,640	5,380/5,670	5,370/5,670	5,370/5,670	—/5,640
GROSS VEHICLE WEIGHT RATING (GVWR) (lbs.)										
4.6L V8 Standard Bed (Short Bed on CrewMax) (4x2/4x4)	—/—	6,700/6,900	6,700/6,900	—/—	—/—	6,800/7,000	—/—	—/—	—/—	—/—
5.7L V8 Standard Bed (4x2/4x4)	—/—	6,900/7,100	6,900/7,100	6,900/7,100	—/7,100	—/—	—/—	—/—	—/—	—/—
5.7L V8 Long Bed (4x2/4x4)	7,000/7,200	7,000/7,200	7,000/7,200	—/—	—/—	—/—	—/—	—/—	—/—	—/—
5.7L V8 Short Bed (4x2/4x4)	—/—	—/—	—/—	—/—	—/—	7,000/7,200	7,000/7,200	7,000/7,200	7,000/7,200	—/7,200
MAXIMUM PAYLOAD³⁶ (lbs.)										
4.6L V8 Standard Bed (Short Bed on CrewMax) (4x2/4x4)	—/—	1,600/1,400	1,600/1,400	—/—	—/—	1,550/1,440	—/—	—/—	—/—	—/—
5.7L V8 Standard Bed (4x2/4x4)	—/—	1,700/1,630	1,700/1,630	1,670/1,580	—/1,630	—/—	—/—	—/—	—/—	—/—
5.7L V8 Long Bed (4x2/4x4)	2,080/1,990	1,700/1,600	1,700/1,600	—/—	—/—	—/—	—/—	—/—	—/—	—/—
5.7L V8 Short Bed (4x2/4x4)	—/—	—/—	—/—	—/—	—/—	1,660/1,560	1,620/1,530	1,630/1,530	1,630/1,530	—/1,560
MAXIMUM TOWING³⁷ (lbs.)										
5.7L V8 Tow Package includes: towing hitch receiver, trailer brake controller prewire, 4.30 rear axle ratio, TOW/HAUL Mode switch, supplemental engine oil cooler, supplemental transmission cooler, heavy-duty battery, 170-amp. alternator and 4/7-pin connector (standard on 5.7L V8 models)	S	O	O	S	S	O	S	S	S	S
4.6L V8 towing hitch receiver and 4/7-pin connector (4.6L V8 models)	—	S	S	—	—	S	—	—	—	—
4.6L V8 Standard Bed (Short Bed on CrewMax) (4x2/4x4)	—/—	6,800/6,500	6,800/6,500	—/—	—/—	6,700/6,400	—/—	—/—	—/—	—/—
5.7L V8 Standard Bed (4x2/4x4)	—/—	10,300/9,900	10,300/9,900	10,100/9,100	—/9,700	—/—	—/—	—/—	—/—	—/—
5.7L V8 Long Bed (4x2/4x4)	10,500/10,300	10,100/9,800	10,100/9,800	—/—	—/—	—/—	—/—	—/—	—/—	—/—
5.7L V8 Short Bed (4x2/4x4)	—/—	—/—	—/—	—/—	—/—	10,100/9,800	9,500/8,900	9,500/8,800	9,500/8,800	—/9,200
FUEL TANK										
26.4-gal.	S	S	S	—	—	S	—	—	—	—
38.0-gal.	—	—	O	S	S	O	S	S	S	S

See numbered footnotes in Disclosures section.

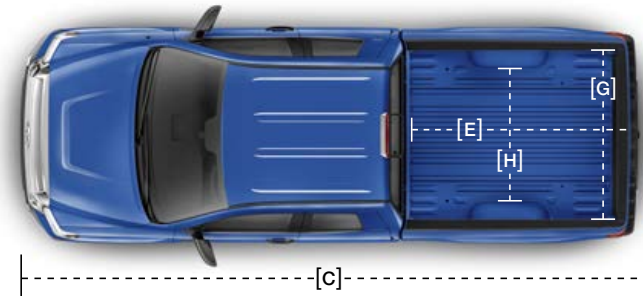
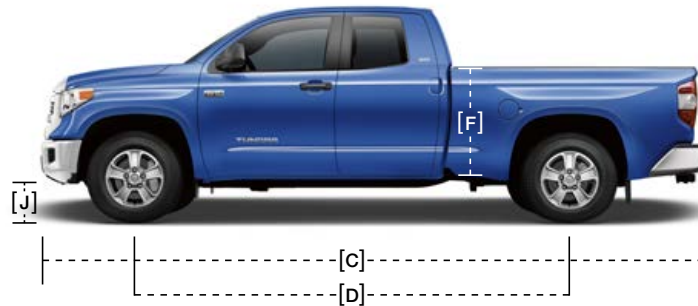
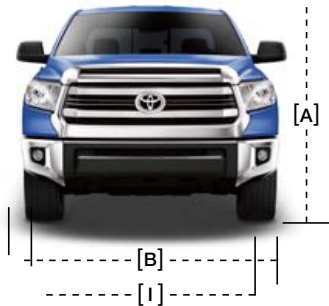


S = Standard O = Optional — = Not available P = Feature is available as part of an option package.

SPECIFICATIONS (continued)

DIMENSIONS	REGULAR	DOUBLE CAB			CREWMAX		1794 EDITION		TRD PRO	
	SR	SR	SR5	LIMITED	TRD PRO	SR5	LIMITED	PLATINUM	1794 EDITION	TRD PRO
EXTERIOR DIMENSIONS (in.)										
A — Overall height (4x2/4x4)	75.8/76.2	76.0/76.4	76.0/76.4	76.0/76.2	—/77.4	75.8/76.2	75.8/76.2	75.8/76.2	75.8/76.2	—/77.2
B — Overall width	79.9	79.9	79.9	79.9	79.9	79.9	79.9	79.9	79.9	79.9
C — Overall length (Standard Bed)	—	228.9	228.9	228.9	228.9	—	—	—	—	—
Overall length (Long Bed)	228.9	247.8	247.8	—	—	—	—	—	—	—
Overall length (Short Bed)	—	—	—	—	—	228.9	228.9	228.9	228.9	228.9
D — Wheelbase (Standard Bed)	—	145.7	145.7	145.7	145.7	—	—	—	—	—
Wheelbase (Long Bed)	145.7	164.6	164.6	—	—	—	—	—	—	—
Wheelbase (Short Bed)	—	—	—	—	—	145.7	145.7	145.7	145.7	145.7
E — Inside bed length (Standard Bed)	—	78.7	78.7	78.7	78.7	—	—	—	—	—
Inside bed length (Long Bed)	97.6	97.6	97.6	—	—	—	—	—	—	—
Inside bed length (Short Bed)	—	—	—	—	—	66.7	66.7	66.7	66.7	66.7
F — Bed depth	22.2	22.2	22.2	22.2	22.2	22.2	22.2	22.2	22.2	22.2
G — Bed width at tailgate	66.4	66.4	66.4	66.4	66.4	66.4	66.4	66.4	66.4	66.4
H — Bed width (between wheelwells)	50.0	50.0	50.0	50.0	50.0	50.0	50.0	50.0	50.0	50.0
I — Track (front/rear)	67.9/67.9	67.9/67.9	67.9/67.9	67.9/67.9	67.9/67.9	67.9/67.9	67.9/67.9	67.9/67.9	67.9/67.9	67.9/67.9
J — Ground clearance (4x2/4x4)	10.4/10.6	10.2*/10.6	10.2*/10.6	10.2/10.4	—/10.6	10.2/10.6	10.0/10.4	10.4/10.4	10.4/10.4	—/10.6

*10.4-in. with Standard Bed.



INTERIOR DIMENSIONS, FRONT/REAR (in.)

Head room	39.7/—	39.7/38.7	39.7/38.7	39.7/38.7	39.7/38.7	39.7/38.9	39.7/38.9	39.7/38.9	39.7/38.9	39.7/38.9
Hip room	62.0/—	62.6/62.6	62.6/62.6	62.6/62.6	62.6/62.6	62.6/60.4	62.6/60.4	62.6/60.4	62.6/60.4	62.6/60.4
Leg room	42.5/—	42.5/34.7	42.5/34.7	42.5/34.7	42.5/34.7	42.5/42.3	42.5/42.3	42.5/42.3	42.5/42.3	42.5/42.3
Shoulder room	66.7/—	65.7/65.6	65.7/65.6	65.7/65.6	65.7/65.5	65.7/65.5	65.7/65.5	65.7/65.5	65.7/65.5	65.7/65.5

TIRES

Type — All-Season	S	S	S	S	S	S	S	S	S	S
Spare — Full-size mounted under body	S	S	S	S	S	S	S	S	S	S

MILEAGE ESTIMATES (mpg city/highway/combined)³⁸

4.6L V8 4x2	—	15/19/16	15/19/16	—	—	15/19/16	—	—	—	—
4.6L V8 4x4	—	14/18/16	14/18/16	—	—	14/18/16	—	—	—	—
5.7L V8 4x2	13/18/15	13/18/15	13/18/15	13/18/15	—	13/18/15	13/18/15	13/18/15	13/18/15	—
5.7L V8 4x4	13/17/15	13/17/15	13/17/15	13/17/15	13/17/15	13/17/15	13/17/15	13/17/15	13/17/15	13/17/15

See numbered footnotes in Disclosures section.



S = Standard O = Optional — = Not available P = Feature is available as part of an option package.

ACCESSORIES

You own it. But there are a few things you might want to do before it's really yours. Maybe it needs different wheels, tube steps or tie-downs, or a bed extender³⁹ for doing the stuff that really matters to you. Whatever it is, ask your sales associate to see the 2017 Tundra Accessories brochure, a soup-to-nuts catalog of Genuine Toyota Accessories designed to give your Tundra the finishing touches that make it unmistakably yours. For a complete list of accessories, go to toyota.com/tundra.

Alloy wheel locks
 All-weather floor liners¹⁵
 Ball mount³⁷
 Bed extender³⁹
 Bed mat³⁹
 Brushed stainless steel stepboards
 Cargo divider³⁹
 Cargo net — exterior³⁹
 Cargo tote³⁹
 Carpet floor mats¹⁵
 Cast aluminum running boards
 Center console tray
 Coin holder/ashtray cup

Deck rail camera mount
 Deck rail system
 Doorsill protectors
 Emergency assistance kit
 Exhaust tip
 First aid kit
 Glass Breakage Sensor²⁶
 Locking fork bike rack³⁹
 Mini tie-downs with hooks^{39,40}
 Paint protection film⁴¹
 Remote Engine Starter⁴²
 Security System⁴³
 Skid Resistor™ bedliner³⁹

Spare tire lock
 Spray-on bedliner³⁹
 20-in. carved alloy wheels
 20-in. carved 5-spoke alloy wheels
 20-in. machined star 5-spoke alloy wheels
 Tailgate insert badge (available in chrome or black)
 Tie-down cleats
 Toyota Key Finder⁴⁴
 Trailer ball³⁷
 TRD lowering springs
 TRD oil cap
 TRD oil filter
 TRD performance air filter

TRD performance brake pads
 TRD performance dual exhaust system
 TRD performance handling suspension kit
 TRD performance shocks
 TRD Pro Bilstein® suspension
 TRD Pro floor mats¹⁵
 TRD Pro skid plate
 TRD radiator cap
 TRD rear sway bar
 TRD shift knob
 Tube steps — black
 Tube steps — chrome
 Universal tablet holder



All-weather floor liners¹⁵



Deck rail camera mount^{45,46}



Tonneau cover⁴⁶



Tundra tailgate insert badge (black)



Universal tablet holder (tablet device not included)



Center console tray



Cast aluminum running boards



Bed mat³⁹



See numbered footnotes in Disclosures section.

CARS BUILT FOR THE WAY YOU LIVE

At Toyota, we build cars for how you live. From building advanced safety features designed to help prevent crashes to driving cross-country to understand how we can make your driving experience better, our work starts with understanding your needs. Building cars for how you live also means thinking about tomorrow — from fuel efficiency and environmental innovations, to things beyond cars, like a bicycle that you can control with your mind. And because what we learn building cars can help improve lives in other places, we do things like help communities rebuild their homes quickly after a disaster and work with soup kitchens to help them serve more people faster. Toyota. Built for how you live. Together we are going places.

WARRANTIES

Every Toyota Car, Truck and SUV is built to exceptional standards. And that's not idle boasting. We back it up with these Limited Warranty Coverages:

Basic: 36 months/36,000 miles (all components other than normal wear and maintenance items).

Powertrain: 60 months/60,000 miles (engine, transmission/transaxle, drive system, seatbelts and airbags).

Rust-Through: 60 months/unlimited miles (corrosion perforation of sheet metal).

Emissions: Coverages vary under Federal and California regulations. Refer to applicable *Warranty and Maintenance Guide* for details.

Accessories: For Genuine Toyota Accessories purchased at the time of the new vehicle purchase, the Toyota Accessory Warranty coverage is in effect for 36 months/36,000 miles from the vehicle's in-service date, which is the same coverage as the Toyota New Vehicle Limited Warranty.

For Genuine Toyota Accessories purchased after the new vehicle purchase the coverage is 12 months, regardless of mileage, from the date the accessory was installed on the vehicle, or the remainder of any applicable new vehicle warranty, whichever provides greater coverage, with the exception of car covers. Car covers are warranted for 12 months from the date of purchase and do not assume any coverage under the Toyota New Vehicle Limited Warranty.

You may be eligible for transportation assistance if it's necessary that your vehicle be kept overnight for repairs covered under warranty. Please see your authorized Toyota dealership for further details.

For complete details about Toyota's warranties, please visit www.toyota.com, refer to the applicable *Warranty and Maintenance Guide* or see your Toyota dealer.



For Toyota Mobility program details, go to www.toyota.com/mobility or call the Toyota Customer Assistance Center at 1-800-331-4331



DISCLOSURES

1. Toyota strives to build vehicles to match customer interest and thus they typically are built with popular options and option packages. Not all options/packages are available separately and some may not be available in all regions of the country. See toyota.com for information about options/packages commonly available in your area. If you would prefer a vehicle without any or with different options, contact your dealer to check for current availability or the possibility of placing a special order. 2. Entune™ is a trademark of Toyota Motor Corporation. Always drive safely, obey traffic laws and focus on the road while driving. Services vary by phone/carrier. Functionality depends on many factors. Services subject to change. For enrollment and more details, see toyota.com/entune. 3. May not be compatible with all mobile phones, MP3/WMA players and like models. 4. iPod® and iPhone® are registered trademarks of Apple Inc. All rights reserved. 5. Advanced voice recognition capabilities vary by head unit. 6. Apps/services vary by phone/carrier; functionality depends on many factors. Select apps use large amounts of data; you are responsible for charges. Apps and services subject to change. See toyota.com/entune for details. 7. Concentrating on the road should always be your first priority while driving. Do not use the hands-free phone system if it will distract you. The Bluetooth® word mark and logos are registered trademarks owned by Bluetooth SIG, Inc. and any use of such marks by Toyota is under license. A compatible Bluetooth®-enabled phone must first be paired. Phone performance depends on software, coverage and carrier. 8. Always drive safely, obey traffic laws and focus on the road while driving. Siri® is available only on iPhone® 4S or later, iPad® with Retina® display, iPad mini™, and iPod touch® (5th generation) and requires Internet access. Siri® is not available in all languages or all areas, and features vary by area. Some Siri® functionality and commands are not accessible in the vehicle. Data charges may apply. See apple.com and phone carrier for details. Siri® is a registered trademark of Apple Inc. 9. The backup camera does not provide a comprehensive view of the rear area of the vehicle. You should also look around outside your vehicle and use your mirrors to confirm rearward clearance. Environmental conditions may limit effectiveness and view may become obscured. See *Owner's Manual* for details. 10. Be sure to obey traffic regulations and maintain awareness of road and traffic conditions at all times. Apps/services vary by phone/carrier; functionality depends on many factors. Select apps use large amounts of data; you are responsible for charges. Apps and services subject to change. Availability and accuracy of the information provided by Scout® GPS Link is dependent upon many factors. Use common sense when relying on information provided. Services and programming subject to change. Services not available in every city or roadway. See toyota.com/entune for details. Scout® is a registered trademark of Telenav, Inc. 11. SiriusXM® services require a subscription after 3-month trial period. **Subscriptions governed by SiriusXM® Customer Agreement available at www.siriusxm.com. If you decide to continue your SiriusXM® service at the end of your complimentary trial, the plan you choose will automatically renew and bill at then-current rates until you call 1-866-635-2349 to cancel.** Fees and programming subject to change. Available only to those at least 18 years of age in the 48 contiguous United States and D.C. 12. Be sure to obey traffic regulations and maintain awareness of road and traffic conditions at all times. HD Radio™ Technology manufactured under license from iBiquity Digital Corporation U.S. and Foreign Patents. HD Radio™ and the HD, HD Radio, and "Arc" logos are proprietary trademarks of iBiquity Digital Corp. 13. Availability and accuracy of the information provided by the navigation system is dependent upon many factors. Use common sense when relying on information provided. Services and programming subject to change. Services not available in every city or roadway. Updates may be available from your dealer at an additional cost. See *Owner's Manual* for details. 14. Be sure to obey traffic regulations and maintain awareness of road and traffic conditions at all times. Apps/services vary by phone/carrier; functionality depends on many factors. Select apps use large amounts of data; you are responsible for charges. Apps and services subject to change. See toyota.com/entune for details. 15. This floor mat was designed specifically for use in your model and model year vehicle and SHOULD NOT be used in any other vehicle. To avoid potential interference with pedal operation, each mat must be secured with fasteners. Do not install a floor mat on top of an existing floor mat. 16. HomeLink® and the HomeLink® house icon are registered trademarks of Gentex Corporation. 17. Vehicle Stability Control is an electronic system designed to help the driver maintain vehicle control under adverse conditions. It is not a substitute for safe driving practices. Factors including speed, road conditions and driver steering input can all affect whether VSC will be effective in preventing a loss of control. See *Owner's Manual* for details. 18. Brake Assist is designed to help the driver take full advantage of the benefits of ABS. It is not a substitute for safe driving practices. Braking effectiveness also depends on proper brake-system maintenance and tire and road conditions. See *Owner's Manual* for details. 19. Smart Stop Technology® operates only in the event of certain contemporaneous brake and accelerator pedal applications. When engaged, the system will reduce power to help the brakes bring the vehicle to a stop. Factors including speed, road conditions and driver input can all impact stopping distance. Smart Stop Technology® is not a substitute for safe and attentive driving and does not guarantee instant stopping. See *Owner's Manual* for details. 20. All the airbag systems are Supplemental Restraint Systems. All airbags (if installed) are designed to inflate only under certain conditions and in certain types of severe collisions: typically, frontal and knee airbags inflate in frontal collisions, side torso and side curtain airbags inflate in side collisions and roll-sensing curtain airbags inflate at a severe roll angle or roll rate. To decrease the risk of injury from an inflating airbag, always wear seatbelts, sit upright in the middle of the seat as far back as possible and do not lean against the door. Do not put objects in front of an airbag or around the seatback. Do not use a rearward-facing child seat in any front passenger seat. The force of an inflating airbag may cause serious injury or death. See your *Owner's Manual* for further information/warnings. 21. The Toyota Tire Pressure Monitor alerts the driver when tire pressure is critically low. For optimal tire wear and performance, tire pressure should be checked regularly with a gauge; do not rely solely on the monitor system. See *Owner's Manual* for details. 22. Do not exclusively rely on the parking assist sonar system. Always look over your shoulder and use your mirrors to confirm clearance. Certain vehicle and environmental conditions may affect the ability of the sensors to detect an object. Even the shape and composition of the object can be a factor. See *Owner's Manual* for details. 23. Trailer-Sway Control (TSC) is an electronic system designed to help the driver maintain vehicle control under adverse conditions. It is not a substitute for safe driving practices. Factors including speed, road conditions and driver steering input can all affect whether TSC will be effective in preventing a loss of control. See *Owner's Manual* for details. 24. The Integrated Trailer Brake Controller is an electronic system that operates in tandem with a properly equipped trailer with an electric braking system. It is designed to help the driver maintain trailer control by increasing or reducing trailer braking based on trailer weight. It is not a substitute for safe towing practices. Factors including speed, road conditions and driver input can all affect trailer braking control. See *Owner's Manual* for details. 25. The engine immobilizer is a state-of-the-art anti-theft system. When you insert your key into the ignition switch or bring a Smart Key fob into the vehicle, the key transmits an electronic code to the vehicle. The engine will only start if the code in the transponder chip inside the key/fob matches the code in the vehicle's immobilizer. Because the transponder chip is embedded in the key/fob, it can be costly to replace. If you lose a key or fob, your Toyota dealer can help, or you can find a qualified independent locksmith to perform high-security key services by consulting your local Yellow Pages or by contacting www.aloa.org. 26. Available only for vehicles equipped with factory security system. 27. Do not rely exclusively on the Blind Spot Monitor. Always look over your shoulder and use your turn signal. There are limitations to the function, detection, range and clarity of the monitor. See *Owner's Manual* for details. 28. Do not rely exclusively on the Rear Cross-Traffic Alert system. Always look over your shoulder and use your mirrors to confirm rear clearance. There are limitations to the function, detection, range and clarity of the system. See *Owner's Manual* for details. 29. ToyotaCare covers normal factory scheduled service for 2 years or 25,000 miles, whichever comes first. 24-hour roadside assistance is also included for 2 years and unlimited miles. See Toyota dealer for details and exclusions. Valid only in the continental U.S. and Alaska. 30. Does not include parts and fluids, except emergency fuel delivery. Valid only in the continental U.S. and Alaska. 31. Not available on SR. 32. Not available on Platinum and 1794 Edition. 33. Requires Work Truck Package. 34. Flex Fuel Vehicles not available in every state. In states where available, all 4x4 5.7L V8 models are FFV. Flex Fuel Vehicles use E85, gasoline or a combination of both. Estimated mileage will vary. Consult your dealer for nearest E85 filling stations or see toyota.com for further details. 35. Auto LSD is an electronic, brake-actuated limited-slip differential that automatically activates when VSC is disengaged at low speeds. 36. "Payload capacity" is the calculation of GVWR minus curb weight and should be used for comparison purposes only. Do not exceed any Weight Ratings and follow all instructions in your *Owner's Manual*. The maximum you can haul (payload) depends on base curb weight plus the total weight of any cargo, occupants, and added vehicle equipment. "Added vehicle equipment" includes additional standard/optional equipment and accessories added by the manufacturer, dealers, and/or vehicle owners. The only way to be certain of your vehicle's exact curb weight is to weigh your vehicle without passengers or cargo. 37. Before towing, confirm your vehicle and trailer are compatible, hooked up and loaded properly and that you have any necessary additional equipment. Do not exceed any Weight Ratings and follow all instructions in your *Owner's Manual*. The maximum you can tow depends on base curb weight plus the total weight of any cargo, occupants, and added vehicle equipment. "Added vehicle equipment" includes additional standard/optional equipment and accessories added by the manufacturer, dealers, and/or vehicle owners. The only way to be certain of your vehicle's exact curb weight is to weigh your vehicle without passengers or cargo. 38. 2016 EPA-estimated city/highway mileage. Actual mileage will vary. 39. Cargo and load capacity limited by weight and distribution. 40. Requires deck rail system. 41. The Toyota Genuine Accessory Warranty will only apply when the installation is performed by a trained Toyota-approved installer. Please see dealer for details. 42. Available only for vehicles equipped with remote keyless entry system or Smart Key System. Use only if aware of circumstances surrounding the vehicle at time of start. Operate only when legal and safe to do so (e.g., car uncovered in open area with no people or pets inside or nearby). See *Owner's Manual* for details. 43. Available only for vehicles equipped with factory security and factory remote keyless entry system. 44. Interference from structures may affect signal strength. Requires free download of Toyota Key Finder from the iTunes® App Store to operate; also find there a list of Mac OS® devices. See *Owner's Manual* for details. 45. GoPro® mount on the windshield is to be used with GoPro HERO cameras. GoPro® camera not included. GoPro, HERO, the GoPro logo, and the GoPro Be a Hero logo are trademarks or registered trademarks of GoPro, Inc. 46. 2016 model shown. 47. Based on IHS Automotive: Polk U.S. Vehicles In Operation registration statistics MY 1987-2016 as of July 2015 within full-line manufacturers, including Ford Motor Company, General Motors, Chrysler Group LLC, Nissan North America and Toyota Motor Sales, U.S.A. 48. Based on IHS Automotive: Polk U.S. Vehicles In Operation registration statistics MY 2000-2015 as of December 2015. 49. Vehicle's projected resale value is specific to the 2016 model year. For more information, visit Kelley Blue Book's KBB.com. Kelley Blue Book is a registered trademark of Kelley Blue Book Co., Inc. 50. Available on Limited, Platinum and 1794 Edition. 51. PANDORA® logo, and the Pandora trade dress are trademarks or registered trademarks of Pandora Media, Inc., used with permission. 52. Standard on Limited grade; available on all other models. 53. Based on manufacturers' data. 54. The Toyota Tundra is designed to meet most off-road driving requirements. Abusive use may result in bodily harm or damage. Toyota encourages responsible operation to help protect you, your vehicle and the environment. Seatbelts should be worn at all times. Please do not allow passengers to ride in the cargo area. Towing hitch receivers/ball mount kits are not intended to provide crash protection.

Toyota Tundra is designed to meet most off-road driving requirements. Abusive use may result in bodily harm or damage. Toyota encourages responsible operation to protect you, your vehicle and the environment. Seatbelts should be worn at all times. Please do not allow passengers to ride in the cargo area. Towing hitch receiver/ball mount kits are not intended to provide crash protection.

For details on vehicle specifications, standard features and available equipment in your area, contact your Toyota dealer. A vehicle with particular equipment may not be available at the dealership. Ask your Toyota dealer to help locate a specifically equipped vehicle.

All information presented herein is based on data available at the time of posting, is subject to change without notice and pertains specifically to mainland U.S.A. vehicles only. Prototypes shown. Actual production vehicles may vary.

DEALER