

2010 **TUNDRA**



© 2009 Toyota Motor Sales, U.S.A., Inc. Produced 05.18.09



Model Overview



4x4 Crewmax Tundra shown in Sandy Beach Metallic with available 4.6L V8, fog lamps and 18-inch alloy wheels.



Double Cab Tundra interior shown in Graphite.



4x2 Double Cab standard bed shown in Spruce Mica with available 5.7L V8, tow package, fog lamps, mudguards and 18-inch styled steel wheels [14]

	4x2 Regular Cab w/4.0-Liter V6 5-Speed Auto	4x2 Regular Cab Long Bed w/4.0-Liter V6 5-Speed Auto	4x2 Regular Cab w/4.6-Liter V8 6-Speed Auto	4x2 Regular Cab Long Bed w/4.6-Liter V8 6-Speed Auto	4x2 Regular Cab w/5.7-Liter V8 6-Speed Auto	4x2 Regular Cab Long Bed w/5.7-Liter V8 6-Speed Auto
MSRP**	\$23,155	\$23,485	\$24,355	\$24,685	\$25,355	\$25,685
MPG City/Highway***	15/19	15/19	14/17	14/17	14/18	14/18
Seating	3	3	3	3	3	3

EXTERIOR COLORS*

Super White		Salsa Red Pearl		Blue Streak Metallic	
Silver Sky Metallic		Pyrite Mica			
Slate Metallic		Sandy beach metallic			
Black		Spruce Mica			
Radiant Red		Nautical Blue Metallic			

INTERIOR COLORS*

Graphite Fabric		Sand Beige Fabric	
Graphite Fabric SR5 Package			
Black Fabric SR5 Package			
Sand Beige Fabric SR5 Package			
Graphite Vinyl			

*This vehicle eBrochure is designed to identify vehicles commonly available in your area. If you would prefer to purchase a vehicle with no options or additional options, please contact your local dealer to check for current availability or the possibility of placing an order for such a vehicle.

**Manufacturers Suggested Retail Price, excludes the Delivery, Processing and Handling Fee of \$750 for Cars and \$800 for Trucks, Vans and SUVs. (Historically, vehicle manufacturers and distributors have charged a separate fee for processing, handling and delivering vehicles to dealerships. Toyotas charge for these services is called the "Delivery, Processing and Handling Fee" and is based on the value of the processing, handling and delivery services Toyota provides as well as Toyotas overall pricing structure. Toyota may make a profit on the Delivery, Processing and Handling Fee.) Excludes taxes, license, title and available or regionally required equipment. The Delivery, Processing and Handling Fee in AL, AR, FL, GA, LA, MS, NC, OK, SC and TX will be higher. Actual dealer price will vary.

*** 2010 EPA-estimated mileage. Actual mileage will vary.

Standard Features and Options*

2010 **TUNDRA**



- not available
- S** standard
- O** optional
- P** part of package

	4x2 Regular Cab w/4.0-Liter V6 5-Speed Auto	4x2 Regular Cab Long Bed w/4.0-Liter V6 5-Speed Auto	4x2 Regular Cab w/4.6-Liter V8 6-Speed Auto	4x2 Regular Cab Long Bed w/4.6-Liter V8 6-Speed Auto	4x2 Regular Cab w/5.7-Liter V8 6-Speed Auto	4x2 Regular Cab Long Bed w/5.7-Liter V8 6-Speed Auto
MSRP**	\$23,155	\$23,485	\$24,355	\$24,685	\$25,355	\$25,685
Model Number	8202	8204	8222	8226	8224	8228
EXTERIOR						
Matte-black upper and lower front bumper with matte-black grille surround	P	P	P	P	P	P
Color-keyed upper and chrome lower front bumper with chrome grille surround	S	S	S	S	S	S
Chrome rear bumper	S	S	S	S	S	S
2-speed windshield wipers	P	P	P	P	P	P
Variable intermittent windshield wipers (not available with Work Truck Package)	S	S	S	S	S	S
High Solar Energy-Absorbing (HSEA) glass	S	S	S	S	S	S
Sliding rear window with privacy glass	O	O	O	O	O	O
Manual headlamp adjust	S	S	S	S	S	S
Daytime Running Lights (DRL)	S	S	S	S	S	S
Fog lamps	O	O	O	O	O	O
Manual outside mirrors	P	P	P	P	P	P
Heated power outside mirrors	S	S	S	S	S	S
Tow mirrors - power folding, manual-extend, power-adjustable, heated, with turn signals	-	-	-	-	O	O
Deck Rail System with 4 adjustable tie-down cleats	O	O	O	O	O	O
Easy lower and lift tailgate	S	S	S	S	S	S
Deck rail and tailgate caps	S	S	S	S	S	S

**Manufacturers Suggested Retail Price, excludes the Delivery, Processing and Handling Fee of \$750 for Cars and \$800 for Trucks, Vans and SUVs. (Historically, vehicle manufacturers and distributors have charged a separate fee for processing, handling and delivering vehicles to dealerships. Toyotas charge for these services is called the "Delivery, Processing and Handling Fee" and is based on the value of the processing, handling and delivery services Toyota provides as well as Toyotas overall pricing structure. Toyota may make a profit on the Delivery, Processing and Handling Fee.) Excludes taxes, license, title and available or regionally required equipment. The Delivery, Processing and Handling Fee in AL, AR, FL, GA, LA, MS, NC, OK, SC and TX will be higher. Actual dealer price will vary.

© 2009 Toyota Motor Sales, U.S.A., Inc. Produced 05.18.09

Standard Features and Options*

2010 **TUNDRA**



- not available
- S** standard
- O** optional
- P** part of package

	4x2 Regular Cab w/4.0-Liter V6 5-Speed Auto	4x2 Regular Cab Long Bed w/4.0-Liter V6 5-Speed Auto	4x2 Regular Cab w/4.6-Liter V8 6-Speed Auto	4x2 Regular Cab Long Bed w/4.6-Liter V8 6-Speed Auto	4x2 Regular Cab w/5.7-Liter V8 6-Speed Auto	4x2 Regular Cab Long Bed w/5.7-Liter V8 6-Speed Auto
Front and rear mudguards	O P	O P	O P	O P	O P	O P
INTERIOR						
AM/FM/MP3 CD player with satellite radio capability [1], aux input and 4 speakers	S	S	S	S	S	S
AM/FM/MP3 CD player, integrated satellite radio [1], with 3-month free subscription to XM Satellite Radio [1], aux/USB input with iPod® [2] connectivity, hands-free phone capability and music streaming via Bluetooth® [3], steering wheel audio controls and 4 speakers	O	O	O	O	O	O
DVD navigation system [4] with AM/FM/MP3 CD player, backup monitor [5], satellite radio capability [1], aux input and 4 speakers	O	O	O	O	O	O
Transmission fluid temperature gauge (requires Tow Package)	-	-	S	S	S	S
Speedometer, tripmeter, digital clock	S	S	S	S	S	S
Tachometer (not available with Work Truck Package)	S	S	S	S	S	S
Outside temperature gauge (not available with Work Truck Package)	S	S	S	S	S	S
Dual zone climate control with sync mode (driver and passenger)	S	S	S	S	S	S
Backup camera [5] linked to electrochromic mirror with integrated backup camera monitor [5]	O	O	O	O	O	O
2 front 12-volt powerpoints	S	S	S	S	S	S
Cruise control	S	S	S	S	S	S
Tilt steering wheel with column shifter (bench seat)	S	S	S	S	S	S
Tilt/telescopic steering wheel with console shifter (bucket seats)	O	O	O	O	O	O
Front maplamp	S	S	S	S	S	S
Illuminated entry system, illuminated glove box and ashtray (not available with Work Truck Package)	S	S	S	S	S	S
Power windows, door locks and remote keyless entry system (not available with Work Truck Package)	S	S	S	S	S	S
Front and rear clearance sonar	O	O	O	O	O	O

*This vehicle eBrochure is designed to identify vehicles commonly available in your area. If you would prefer to purchase a vehicle with no options or additional options, please contact your local dealer to check for current availability or the possibility of placing an order for such a vehicle.

Standard Features and Options*

2010 **TUNDRA**



- not available
- S** standard
- O** optional
- P** part of package

	4x2 Regular Cab w/4.0-Liter V6 5-Speed Auto	4x2 Regular Cab Long Bed w/4.0-Liter V6 5-Speed Auto	4x2 Regular Cab w/4.6-Liter V8 6-Speed Auto	4x2 Regular Cab Long Bed w/4.6-Liter V8 6-Speed Auto	4x2 Regular Cab w/5.7-Liter V8 6-Speed Auto	4x2 Regular Cab Long Bed w/5.7-Liter V8 6-Speed Auto
Manual rearview mirror	S	S	S	S	S	S
Auto-dimming rearview mirror with HomeLink® [7] universal transceiver, compass and maplamps	O	O	O	O	O	O
Front 40/20/40 split-and-fold bench seat with 4-way adjustable driver's and 4-way adjustable passenger seats	S	S	S	S	S	S
Cloth-trimmed bucket seats with 4-way manual-adjustable driver's and 4-way adjustable passenger seats	O	-	O	-	O	-
2-way adjustable front headrests	S	S	S	S	S	S
Rubber-type flooring	P	P	P	P	P	P
Carpeted flooring	S	S	S	S	S	S
4 cup holders in first row	S	S	S	S	S	S
Center-console storage area with 12-volt powerpoint and sliding armrest for laptop computer or hanging file folder storage (bucket seats)	O	O	O	O	O	O
SAFETY						
Star Safety System™ — 4-wheel disc Anti-lock Brake System (ABS) with Electronic Brake-force Distribution (EBD), Brake Assist [8], Vehicle Stability Control (VSC) [8] + Traction Control (TRAC)	S	S	S	S	S	S
3-point seatbelts in all seating positions	S	S	S	S	S	S
Emergency Locking Retractor (ELR) on driver seatbelt, Automatic/Emergency Locking Retractors (ALR/ELR) on all passenger seatbelts	S	S	S	S	S	S
Driver and front passenger seatbelt pretensioners with force limiters	S	S	S	S	S	S
Driver and front outboard passenger airbags with Advanced Airbag System [10]	S	S	S	S	S	S
Driver and front outboard passenger seat-mounted side airbags and front and rear roll-sensing side curtain airbags (RSCA) [10]	S	S	S	S	S	S
Driver and front outboard passenger knee airbags [10]	S	S	S	S	S	S
Front passenger airbag cutoff switch [10]	S	S	S	S	S	S

*This vehicle eBrochure is designed to identify vehicles commonly available in your area. If you would prefer to purchase a vehicle with no options or additional options, please contact your local dealer to check for current availability or the possibility of placing an order for such a vehicle.

Standard Features and Options*

2010 **TUNDRA**



- not available
- S** standard
- O** optional
- P** part of package

	4x2 Regular Cab w/4.0-Liter V6 5-Speed Auto	4x2 Regular Cab Long Bed w/4.0-Liter V6 5-Speed Auto	4x2 Regular Cab w/4.6-Liter V8 6-Speed Auto	4x2 Regular Cab Long Bed w/4.6-Liter V8 6-Speed Auto	4x2 Regular Cab w/5.7-Liter V8 6-Speed Auto	4x2 Regular Cab Long Bed w/5.7-Liter V8 6-Speed Auto
LATCH (Lower Anchors and Tethers for Children) for outboard passenger seat only. Top tether anchor for center seat.	S	S	S	S	S	S
Tire Pressure Monitor System (TPMS) [11]	S	S	S	S	S	S
Anti-theft alarm system	O	O	O	O	O	O
Engine immobilizer [12]	O	O	O	O	O	O

*This vehicle eBrochure is designed to identify vehicles commonly available in your area. If you would prefer to purchase a vehicle with no options or additional options, please contact your local dealer to check for current availability or the possibility of placing an order for such a vehicle.

**Regular Cab Packages and Options**

WORK TRUCK PACKAGE - Includes matte-black upper and lower front bumper with matte-black grille surround, heavy-duty vinyl bench seat, rubber-type flooring, black instrument panel, manual outside mirrors and windows and 2-speed windshield wipers. Deletes cruise control, remote keyless entry and courtesy lamps.

TRD SPORT PACKAGE - Includes 20-in. carved alloy wheels with P275/55R20 tires, color-keyed front and rear bumpers and grille surround, color-keyed heated outside mirrors, color-keyed door handles, fog lamps, sport shift knob and pedal covers, black cloth interior with bucket seats and TRD Sport bedside decals. (Available in the following exterior colors: Black or Radiant Red only.)

TRD OFF-ROAD PACKAGE - Includes off-road-tuned suspension, Bilstein® shocks, unique 18-in. alloy wheels with P275/65R18 BFGoodrich® tires, fog lamps, engine and fuel tank skid plates, front tow hooks, and TRD Off-Road Package graphics

SR5 PACKAGE - Regular Cab includes cruise control, remote keyless entry, power outside mirrors, engine skid plate and SR5 seat fabric. Includes styled steel wheels

COLOR-KEYED BUMPER PACKAGE - includes color-keyed front and rear bumpers and grille surround, fog lamps and sliding rear window with privacy glass

COLD WEATHER PACKAGE - includes heavy-duty battery and heavy-duty starter, windshield wiper de-icer grid with timer and front and rear mudguards

TOW PACKAGE [14] - includes tow hitch receiver, trailer brake controller prewire, 4.300 rear axle ratio (4.100 on 4.6L V8), TOW/HAUL mode switch, transmission fluid temperature gauge, supplemental transmission cooler, 7-pin connector, heavy-duty alternator and battery (not available on V6 models)

MAXIMUM PAYLOAD PACKAGE [15] - 5.7L V8 with Long Bed; 2090 lbs.(4x2)

Specifications

2010 **TUNDRA**



	4x2 Regular Cab w/4.0-Liter V6 5-Speed Auto	4x2 Regular Cab Long Bed w/4.0-Liter V6 5-Speed Auto	4x2 Regular Cab w/4.6-Liter V8 6-Speed Auto	4x2 Regular Cab Long Bed w/4.6-Liter V8 6-Speed Auto	4x2 Regular Cab w/5.7-Liter V8 6-Speed Auto	4x2 Regular Cab Long Bed w/5.7-Liter V8 6-Speed Auto
MSRP**	\$23,155	\$23,485	\$24,355	\$24,685	\$25,355	\$25,685
Model Number	8202	8204	8222	8226	8224	8228
MECHANICAL/PERFORMANCE						
4.0L DOHC 24V V6 with Variable Valve Timing with Intelligence (VVT-i), Horsepower: 236 hp @ 5200 rpm; Torque: 266 lb.-ft. @ 4000 rpm, aluminum block with aluminum heads, Acoustically Controlled Induction System (ACIS) dual stage intake manifold, Compression ratio: 10.0:1, Emissions: LEV II.	Standard			N/A		
4.6L DOHC 32V i-FORCE V8 with Dual Independent Variable Valve Timing with Intelligence (VVT-i), Horsepower: 310 hp @ 5600 rpm; Torque: 327 lb.-ft. @ 3400 rpm, aluminum block with aluminum heads, Acoustically Controlled Induction System (ACIS) dual-stage intake manifold, Compression ratio: 10.2:1, Emissions: ULEV II	N/A		Standard		N/A	
5.7L DOHC 32V i-FORCE V8 with Dual Independent Variable Valve Timing with Intelligence (VVT-i), Horsepower: 381 hp @ 5600 rpm; Torque: 401 lb.-ft. @ 3600 rpm; Aluminum block with aluminum heads, Acoustically Controlled Induction System (ACIS) dual stage intake manifold, Compression ratio: 10.2:1, Emissions: ULEV II	N/A			Standard		
Drivetrain	5-speed electronically controlled transmission with intelligence (ECT-i), sequential shift mode and uphill/downhill shift logic (V6 models)		6-speed electronically controlled transmission with intelligence (ECT-i), sequential shift mode and uphill/downhill shift logic, TOW/HAUL mode (4.6L and 5.7L V8 models with Tow Package)			
Automatic Limited-Slip Differential (Auto LSD)	Standard					
Suspension	Front independent coil-spring high-mounted double-wishbone with stabilizer bar and low-pressure nitrogen gas shocks; rear live axle with trapezoidal multi-leaf rear suspension and staggered outboard-mounted low-pressure nitrogen gas shocks					
Breaks	Power-assisted 4-wheel Anti-lock Brake System (ABS) Front 13.9"-diameter ventilated disc Rear 13.6"-diameter ventilated disc					
Steering	Rack-and-pinion hydraulic power steering					
Ratio:	18.1					
Turns, (lock-to-lock)	3.71					
Turning circle diameter, curb to curb (ft.)	39.2/44.0					
EXTERIOR DIMENSIONS (in.)						
Overall height	75.8					
Overall width	79.9					
Overall length	209.8	228.7	209.8	228.7	209.8	228.7

**Manufacturers Suggested Retail Price, excludes the Delivery, Processing and Handling Fee of \$750 for Cars and \$800 for Trucks, Vans and SUVs. (Historically, vehicle manufacturers and distributors have charged a separate fee for processing, handling and delivering vehicles to dealerships. Toyotas charge for these services is called the "Delivery, Processing and Handling Fee" and is based on the value of the processing, handling and delivery services Toyota provides as well as Toyotas overall pricing structure. Toyota may make a profit on the Delivery, Processing and Handling Fee.) Excludes taxes, license, title and available or regionally required equipment. The Delivery, Processing and Handling Fee in AL, AR, FL, GA, LA, MS, NC, OK, SC and TX will be higher. Actual dealer price will vary.

© 2009 Toyota Motor Sales, U.S.A., Inc. Produced 05.18.09

Specifications

2010 **TUNDRA**



	4x2 Regular Cab w/4.0-Liter V6 5-Speed Auto	4x2 Regular Cab Long Bed w/4.0-Liter V6 5-Speed Auto	4x2 Regular Cab w/4.6-Liter V8 6-Speed Auto	4x2 Regular Cab Long Bed w/4.6-Liter V8 6-Speed Auto	4x2 Regular Cab w/5.7-Liter V8 6-Speed Auto	4x2 Regular Cab Long Bed w/5.7-Liter V8 6-Speed Auto
Wheelbase	126.8	145.7	126.8	145.7	126.8	145.7
Inside bed length	78.7	97.6	78.7	97.6	78.7	97.6
Inside bed depth	22.2					
Inside bed width at tailgate	66.4					
Inside bed width between wheelwells	50					
Track (front and rear)	67.9					
Ground clearance	10.2					
Maximum load height	35.4					
INTERIOR DIMENSIONS (in.)						
Head room	40.2					
Hip room	63.0					
Leg room	42.5					
Shoulder room	66.7					
Maximum seating capacity	3					
WEIGHTS/CAPACITIES						
Curb weight (lbs.)	4580	4685	4730	4830	4805	4910
Gross Vehicle Weight Rating (GVWR) (lbs.)	6200	6400	6600	6800	6600	7000
Maximum Payload [18] (lbs.)	1620	1715	1795 [19]	1895	1720 [19]	2015 [20]
Towing capacity [14] (lbs.)	5200	5100	9000 [22]	8900	10400 [22]	10800 [23]
Fuel tank (gallons)	26.4					
TIRES						
18-in. steel wheels with P255/70R18 tires	Standard					
18-in. styled steel wheels with P255/70R18 tires	Available					
18-in. alloy wheels with P275/65R18 tires	Available					
20-in. alloy wheels with P275/55R20 tires	Available					
MPG						
Mileage estimates (mpg city/highway) [epa_2009 # 29]	15/19		15/20		14/18	

© 2009 Toyota Motor Sales, U.S.A., Inc. Produced 05.18.09



Accessories

EXTERIOR ACCESSORIES



20" Machined Star 5 Spoke Wheel
\$1,695 Installed MSRP*



Ball Mounts
\$65 Parts Only MSRP**



Bed Extender
\$320 Installed MSRP*



Bedliner w/Deck Rail System
Long Bed
\$395 Installed MSRP*
Regular Bed
\$365 Installed MSRP*



Bedliner w/o Deck Rail
Long Bed
\$375 Installed MSRP*
Regular Bed
\$345 Installed MSRP*




Bed Mat
Long Bed
\$137 Installed MSRP*
Regular Bed
\$127 Installed MSRP*



Bed Rug
Long Bed
\$434 Parts Only MSRP**
Regular Bed
\$419 Parts Only MSRP**



Bed Step
\$300 Installed MSRP*



Cargo Divider
\$345 Installed MSRP*



Cargo Net Exterior
\$49 Installed MSRP*



Deck Rail System w/ 4 Tie Down Cleats
Long Bed
\$220 Installed MSRP*
Regular Bed
\$210 Installed MSRP*



Exhaust Tip
\$85 Installed MSRP*



Front Skid Plate
\$425 Installed MSRP*



Hood Protector
\$165 Installed MSRP*



Locking Bike Fork Attachment
\$95 Installed MSRP*



Mini Tie Down w/Hook (set of 2)
\$45 Installed MSRP*



Spare Tire Lock
\$73 Installed MSRP*



Stepboards Brushed Stainless Steel
\$475 Installed MSRP*



Tonneau Cover
\$1,575 Installed MSRP*

* Installed MSRP is the Manufacturers Suggested Retail Price for accessories installed by the manufacturer. Actual prices for the dealer installed accessories may vary. Please see your local Toyota dealer for pricing. Prices and product availability are subject to change without notice.

** Installation not included. See your local Toyota dealer for installed pricing. Prices and product availability are subject to change without notice.



Accessories

INTERIOR ACCESSORIES



Tow Hitch w/ 7 Pin Connector
\$920 Installed MSRP*



Wheel Locks
\$81 Installed MSRP*



All Weather Floor Mats
w/Door Sill Protector
\$94 Installed MSRP*



All Weather Mats
\$55 Installed MSRP*



Anodized Aluminum Shift
Knob
\$85 Installed MSRP*



BLU Logic® Hands-free
System
\$299 Installed MSRP*



Carpet Floor Mats
\$72 Installed MSRP*



Carpet Floor Mats w/Door Sill
Protector
\$111 Installed MSRP*



Emergency Assistance Kit
\$70 Installed MSRP*



First Aid Kit
\$29 Installed MSRP*



Glass Breakage Sensor
(GBS)
\$165 Installed MSRP*



Interface Kit for iPod®
\$299 Installed MSRP*



Molded Simulated Burlwood
Dash Applique by Superior
Dash
\$340 Installed MSRP*



Remote Engine Start
\$529 Installed MSRP*



Sport Pedal Stainless Steel
\$85 Installed MSRP*



VIP-RS3000 Plus Security
System
\$299 Installed MSRP*



XM Satellite Radio Kit
\$449 Installed MSRP*

* Installed MSRP is the Manufacturers Suggested Retail Price for accessories installed by the manufacturer. Actual prices for the dealer installed accessories may vary. Please see your local Toyota dealer for pricing. Prices and product availability are subject to change without notice.

** Installation not included. See your local Toyota dealer for installed pricing. Prices and product availability are subject to change without notice.



Accessories

PERFORMANCE ACCESSORIES



TRD 17" x 8" 6 Split Spoke Forged Off-road Wheel w/ Beadlock Styling
\$3,199 Installed MSRP*



TRD 22"x9" 5-Spoke Polished Forged Aluminum Alloy Wheel
\$4,699 Installed MSRP*



TRD Forged Oil Cap
\$45 Parts Only MSRP*



TRD High Performance Brake Kit
\$2,895 Installed MSRP*



TRD Performance Air Filter
\$90 Installed MSRP*



TRD Performance Air Intake
\$475 Installed MSRP*



TRD Performance Handling Kit
\$1,699 Installed MSRP*



TRD Rear Sway Bar
\$299 Installed MSRP*

* Installed MSRP is the Manufacturers Suggested Retail Price for accessories installed by the manufacturer. Actual prices for the dealer installed accessories may vary. Please see your local Toyota dealer for pricing. Prices and product availability are subject to change without notice.

** Installation not included. See your local Toyota dealer for installed pricing. Prices and product availability are subject to change without notice.



WARRANTIES

Every Toyota Car, Truck and SUV is built to exceptional standards. And that's not idle boasting. We back it up with these Limited Warranty Coverages:

Basic: 36 months/36,000 miles (all components other than normal wear and maintenance items).

Hybrid-Related Component Coverage: Hybrid-related components for hybrid vehicles are covered for 8 years/100,000 miles. The HV battery may have longer coverage under emissions warranty. Refer to applicable Owner's Warranty Information booklet for details.

Powertrain: 60 months/60,000 miles (engine, transmission/transaxle, front-wheel drive, rear-wheel drive, seatbelts and airbags).

Rust-Through: 60 months/unlimited miles (corrosion perforation of sheet metal).

Emissions: Coverages vary under Federal and California regulations. Refer to applicable Owner's Warranty Information booklet for details.

Accessories: For accessories purchased at time of the new vehicle purchase, the Toyota Accessory Warranty coverage is in effect for 36 months or 36,000 miles (whichever comes first) from the vehicle's in-service date, which is the same coverage as the Basic coverage of the Toyota New Vehicle Limited Warranty.

For dealer-installed accessories purchased after the new vehicle purchase, the coverage is 12 months or 12,000 miles (whichever comes first) from the date the accessory was installed on the vehicle, or the remainder of the above 36 months or 36,000 miles Basic coverage from the vehicle's in-service date, whichever provides greater coverage, with the exception of car covers. Car covers are warranted for 12 months from the date of purchase and do not assume any coverage under the Toyota New Vehicle Limited Warranty.

For customers (non-dealer) installed accessories purchased after the new vehicle purchase, the coverage is 1 month or 12,000 miles (whichever comes first), from the purchase date of the accessory.

You may be eligible for transportation assistance if it's necessary that your vehicle be kept overnight for repairs covered under warranty. Please see your authorized Toyota dealership for further details.

For complete details about Toyota's warranties, please refer to the applicable Owner's Warranty Information booklet or see your Toyota dealer.

DISCLAIMERS

All information in this eBrochure is based on data available at time of posting, is subject to change without notice and pertains specifically to continental U.S.A vehicles only.

[1] Satellite radio requires monthly service fee. See your Toyota dealer for further details. Reception of the satellite signal may vary depending on location. All fees and programming subject to change. Subscriptions subject to the terms and conditions available at www.xmradio.com or www.sirius.com. Available only in the 48 contiguous United States.

[2] iPod® is a registered trademark of Apple, Inc.

[3] The phones on this site have been tested for Bluetooth® compatibility with Toyota vehicles. Performance will vary based on phone software version, coverage, and your wireless carrier. Phones are warranted by their manufacturer, not Toyota.

[4] The navigation system is designed to assist in locating an address or point of interest. XM NavTraffic® requires a monthly service fee and hardware, and is designed to provide real-time traffic or alternative routes of travel. Discrepancies may be encountered between the system and your actual location. Road system changes may affect the accuracy of the information provided. Rely on your common sense to decide whether to follow a specified route. Detailed coverage not available in every city or roadway. Periodic navigation updates available at an additional cost. See your Navigation System Owner's Manual for further details.

[5] The backup camera does not provide a comprehensive view of the rear area of the vehicle. You should also look around outside your vehicle and use your mirrors to confirm rearward clearance. Cold weather will limit effectiveness and view may become cloudy

[6] Headphones are for passenger use only. Do not use while operating vehicle

[7] HomeLink® is a registered trademark of Johnson Controls, Inc

[8] Brake Assist is designed to help the driver take full advantage of the benefits of ABS. It is not a substitute for safe driving practices. Braking effectiveness also depends on proper brake-system maintenance and tire and road conditions

[9] Vehicle Stability Control (VSC) is an electronic system designed to help the driver maintain vehicle control under adverse conditions. It is not a substitute for safe driving practices. Factors including speed, road conditions and driver steering input can all affect whether VSC will be effective in preventing a loss of control. Please see your Owner's Manual for further details

[10] All the airbag (AB) systems are Supplemental Restraint Systems. All ABs (if installed) are designed to inflate only under certain conditions and in certain types of severe collisions: frontal and knee ABs typically inflate in frontal collisions; side and side curtain ABs in side collisions; Roll-Sensing Curtain ABs at a severe tilt degree, roll or lateral G-force. In all other accidents, the ABs will not inflate. To decrease the risk of injury from an inflating AB, always wear seatbelts, sit upright in the middle of the seat as far back as possible and do not lean against the door. Do not put objects in front of an AB or around the seatback. Do not use a rearward-facing child seat in any front passenger seat. The force of an inflating AB may cause serious injury or death. See your Owner's Manual for further information/warnings.

[11] The Toyota Tire Pressure Monitor alerts the driver when tire pressure is critically low. For optimal tire wear and performance, tire pressure should be checked regularly with a gauge; do not rely solely on the monitor system. See your Owner's Manual for details

[12] The engine immobilizer is a state-of-the-art anti-theft system. When you insert your key into the ignition switch, the key transmits an electronic code to the vehicle. The engine will only start if the code in the transponder chip inside the key matches the code in the vehicle's immobilizer. Because the transponder chip is embedded in the key, it can be costly to replace. If you lose a key, your Toyota dealer can help, or you can find a qualified independent locksmith to perform high security key services at www.aloa.org

[13] Available for vehicle with factory security

[14] Before towing, confirm your vehicle and trailer are compatible, hooked up and loaded properly and that you have any necessary additional equipment. Do not exceed any Weight Ratings and follow all instructions in your Owner's Manual. The maximum you can tow depends on the total weight of any cargo, occupants and available equipment

[15] 5.7L V8 Long Bed models only, not available with tow equipment

[16] Flex Fuel Vehicles not available in every state. In states where available, all 4x4, 5.7L V8 models are FFV. Flex Fuel Vehicles use E85, gasoline or a combination of both. Estimated mileage will vary. Consult your dealer for nearest E85 filling stations

[17] With Tow Package, rear differential ratio is 4.100 on 4.6L models/4.300 on 5.7L models

[18] Payload is the GVWR minus curb weight and includes weight of occupants, optional equipment and cargo, limited by weight distribution. Payload is not the Vehicle Capacity Weight as defined by FMVSS 110, which will vary according to installed optional equipment

[19] When equipped with Color Keyed-Bumper Package, payload increases by 75 lbs as a result

[20] When equipped with Maximum Payload Package, payload increases by 75 lbs as a result

[21] When equipped with Tow Package, payload decreases by 75 lbs as a result

[22] When equipped with Color-Keyed Bumper Package, standard towing capacity decreases to 1500 lbs

[23] When equipped with Maximum Payload Package, standard towing capacity decreases to 8800 lbs

[24] When equipped with Tow Package, payload increases by 1400 lbs as a result.

[25] When equipped with Tow Package, payload increases by 2000 lbs as a result

[26] When equipped with Tow Package, payload increases by 1500 lbs as a result

[27] When equipped with Color-Keyed Bumper Package, standard towing capacity decreases to 1400 lbs

[27] When equipped with Color-Keyed Bumper Package, standard towing capacity decreases to 1400 lbs

[28] When equipped with Maximum Payload Package, standard towing capacity decreases to 8600 lbs.

[29] 2010 EPA-estimated mileage. Actual mileage will vary.

Helpful Links

2010 **TUNDRA**



BUYER TOOLS:

Find Local Specials
www.buyatoyota.com

Request a Quote
www.buyatoyota.com

Locate a Dealer
<http://www.toyota.com/dealers>

Competitive Comparison
<http://www.toyota.com/compare>

Toyota Financial Services
www.toyotafinancial.com

Payment Estimator
<http://www.toyotafinancial.com/estimator>

Apply for Credit
<http://www.toyotafinancial.com/apply>

Certified Used Vehicles
<http://www.toyota.com/tcuv>

Warranty Info.
www.toyotaownersonline.com/warranty

OWNER TOOLS:

Toyota Owner Resources
www.toyotaownersonline.com

Vehicle Reference Guides
<http://prg.toyotapartsandservice.com/>

Maintenance Guides
<http://smg.toyotapartsandservice.com/owners.php>

Toyota Service
<http://www.toyotaownersonline.com/service>

Car Care Tips
<http://www.toyotaownersonline.com/carcare>

Driver Tips
<http://www.toyotaownersonline.com/tips>

Genuine Toyota Parts
<http://www.toyotaownersonline.com/parts>

Do-It-Yourself Help
<http://www.toyotaownersonline.com/diy>

GENERAL INFORMATION:

Toyota News
<http://www.toyota.com/news>

Toyota Motorsports
<http://www.toyota.com/motorsports>

Toyota NASCAR Racing
<http://www.toyota.com/pitpass>

Future Concept Vehicles
<http://www.toyota.com/future>

Community Care
<http://www.toyota.com/community>

QUESTIONS:

FAQs
<http://www.toyota.com/FAQ>

Contact Toyota
<http://www.toyota.com/contact>

2010 TUNDRA



© 2009 Toyota Motor Sales, U.S.A., Inc. Produced 05.18.09



Model Overview



4x4 Crewmax Tundra shown in Sandy Beach Metallic with available 4.6L V8, fog lamps and 18-inch alloy wheels.



Double Cab Tundra interior shown in Graphite.



4x2 Double Cab standard bed shown in Spruce Mica with available 5.7L V8, tow package, fog lamps, mudguards and 18-inch styled steel wheels [14]

	4x2 Double Cab Tundra w/4.0-Liter V6 5-Speed Auto	4x2 Double Cab Tundra w/4.6-Liter V8 6-Speed Auto	4x2 Double Cab Long Bed w/4.6-Liter V8 6-Speed Auto	4x2 Double Cab Tundra w/5.7-Liter V8 6-Speed Auto	4x2 Double Cab Long Bed Tundra w/5.7-Liter V8 6-Speed Auto	4x2 Double Cab Ltd w/4.6-Liter V8 6-Speed Auto	4x2 Double Cab Ltd w/5.7-Liter V8 6-Speed Auto
MSRP**	\$25,495	\$25,640	\$26,570	\$26,940	\$27,930	\$35,270	\$36,560
MPG City/Highway***	15/19	15/20	15/20	14/18	14/18	15/20	14/18
Seating	6	6	6	6	6	5	5

EXTERIOR COLORS*

Super White	Salsa Red Pearl	Blue Streak Metallic
Silver Sky Metallic	Pyrite Mica	
Slate Metallic	Sandy Beach Metallic	
Black	Spruce Mica	
Radiant Red	Nautical Blue Metallic	

INTERIOR COLORS*

Graphite Fabric	Sand Beige Fabric SR5 Package
Black Fabric	Limited - Sand Beige Leather
Sand Beige Fabric	Limited - Graphite Leather
Graphite Fabric SR5 Package	Limited - Red Rock Leather
Black Fabric SR5 Package	

*This vehicle eBrochure is designed to identify vehicles commonly available in your area. If you would prefer to purchase a vehicle with no options or additional options, please contact your local dealer to check for current availability or the possibility of placing an order for such a vehicle.

**Manufacturers Suggested Retail Price, excludes the Delivery, Processing and Handling Fee of \$750 for Cars and \$800 for Trucks, Vans and SUVs. (Historically, vehicle manufacturers and distributors have charged a separate fee for processing, handling and delivering vehicles to dealerships. Toyotas charge for these services is called the "Delivery, Processing and Handling Fee" and is based on the value of the processing, handling and delivery services Toyota provides as well as Toyotas overall pricing structure. Toyota may make a profit on the Delivery, Processing and Handling Fee.) Excludes taxes, license, title and available or regionally required equipment. The Delivery, Processing and Handling Fee in AL, AR, FL, GA, LA, MS, NC, OK, SC and TX will be higher. Actual dealer price will vary.

*** 2010 EPA-estimated mileage. Actual mileage will vary.

Standard Features and Options*

2010 **TUNDRA**



- not available
- S** standard
- O** optional
- P** part of package

	4x2 Double Cab Tundra w/4.0-Liter V6 5-Speed Auto	4x2 Double Cab Tundra w/4.6-Liter V8 6-Speed Auto	4x2 Double Cab Long Bed w/4.6-Liter V8 6-Speed Auto	4x2 Double Cab Tundra w/5.7-Liter V8 6-Speed Auto	4x2 Double Cab Long Bed Tundra w/5.7-Liter V8 6-Speed Auto	4x2 Double Cab Ltd w/4.6-Liter V8 6-Speed Auto	4x2 Double Cab Ltd w/5.7-Liter V8 6-Speed Auto
MSRP**	\$25,495	\$25,640	\$26,570	\$26,940	\$27,930	\$35,270	\$36,560
Model Number	8215	8239	8243	8241	8245	8250	8252
EXTERIOR							
Matte-black upper and lower front bumper with matte-black grille surround	P	P	P	P	P	-	-
Color-keyed upper and chrome lower front bumper with chrome grille surround	S	S	S	S	S	-	-
Color-keyed front bumper with chrome grille surround and matte-silver bullet-style inner grille	-	-	-	-	-	S	S
Chrome rear bumper	S	S	S	S	S	S	S
2-speed windshield wipers	P	P	P	P	P	-	-
Variable intermittent windshield wipers (not available with Work Truck Package)	S	S	S	S	S	S	S
High Solar Energy-Absorbing (HSEA) glass	S	S	S	S	S	S	S
Power horizontal sliding rear window with defroster and privacy glass	-	O	O	O	O	S	S
Sliding rear window with privacy glass	O	O	O	O	O	-	-
Manual headlamp adjust	S	S	S	S	S	S	S
Daytime Running Lights (DRL)	S	S	S	S	S	S	S
Fog lamps	-	-	-	-	-	S	S
Manual outside mirrors	P	P	P	P	P	-	-
Heated power outside mirrors	S	S	S	S	S	-	-
Chrome power, retractable, heated, auto-dimming outside mirrors with turn signals	-	-	-	-	-	S	S
Tow mirrors - power folding, manual-extend, power-adjustable, heated, with turn signals	-	-	-	O	O	-	O

**Manufacturers Suggested Retail Price, excludes the Delivery, Processing and Handling Fee of \$750 for Cars and \$800 for Trucks, Vans and SUVs. (Historically, vehicle manufacturers and distributors have charged a separate fee for processing, handling and delivering vehicles to dealerships. Toyotas charge for these services is called the "Delivery, Processing and Handling Fee" and is based on the value of the processing, handling and delivery services Toyota provides as well as Toyotas overall pricing structure. Toyota may make a profit on the Delivery, Processing and Handling Fee.) Excludes taxes, license, title and available or regionally required equipment. The Delivery, Processing and Handling Fee in AL, AR, FL, GA, LA, MS, NC, OK, SC and TX will be higher. Actual dealer price will vary.

© 2009 Toyota Motor Sales, U.S.A., Inc. Produced 05.18.09

Standard Features and Options*

2010 **TUNDRA**



- not available
- S** standard
- O** optional
- P** part of package

	4x2 Double Cab Tundra w/4.0-Liter V6 5-Speed Auto	4x2 Double Cab Tundra w/4.6-Liter V8 6-Speed Auto	4x2 Double Cab Long Bed w/4.6-Liter V8 6-Speed Auto	4x2 Double Cab Tundra w/5.7-Liter V8 6-Speed Auto	4x2 Double Cab Long Bed Tundra w/5.7-Liter V8 6-Speed Auto	4x2 Double Cab Ltd w/4.6-Liter V8 6-Speed Auto	4x2 Double Cab Ltd w/5.7-Liter V8 6-Speed Auto
Deck Rail System with 4 adjustable tie-down cleats	O	O	O	O	O	S	S
Easy lower and lift tailgate	S	S	S	S	S	S	S
Deck rail and tailgate caps	S	S	S	S	S	S	S
Front and rear mudguards	O P	O P	O P	O P	O P	S	S
Running boards	-	O	O	O	O	O	O
INTERIOR							
AM/FM/MP3 CD player with satellite radio capability [1], aux input and 6 speakers	S	S	S	S	S	-	-
AM/FM/MP3 CD player, integrated satellite radio [1], with 3-month free subscription to XM Satellite Radio [1], aux/USB input with iPod® [2] connectivity, hands-free phone capability and music streaming via Bluetooth® [3], steering wheel audio controls and 6 speakers	O	O	O	O	O	-	-
JBL® AM/FM/MP3 6-disc CD changer, integrated satellite radio [1] with 3-month free subscription to XM Satellite Radio [1], aux/USB input with iPod® [2] connectivity, hands-free phone capability and music streaming via Bluetooth® [3], steering wheel audio controls and 10 speakers with subwoofer	O	O	O	O	O	S	S
DVD navigation system [4] with AM/FM/MP3 CD player, backup monitor [5], satellite radio capability [1], aux input and 6 speakers	O	O	O	O	O	-	-
DVD navigation system [4] with JBL® AM/FM/MP3 4-disc CD changer, backup monitor [5], integrated satellite radio [1] with 3-month free subscription to XM Satellite Radio [1] and XM NavTraffic® [4], aux/USB input with iPod® [2] connectivity, hands-free phone capability and music streaming via Bluetooth® [3], steering wheel audio controls and 10 speakers with subwoofer	-	-	-	-	-	O	O
Transmission fluid temperature gauge (not available with 4.0L V6, requires Tow Package)	-	P	P	P	P	S	S
Optitron gauges with multi-information display with feature customization (avg./current mpg, range, avg. speed, trip timer, headlamp and illuminated entry timer)	-	-	-	-	-	S	S
Speedometer, tripmeter, digital clock	S	S	S	S	S	S	S
Tachometer (not available with Work Truck Package)	S	S	S	S	S	S	S

*This vehicle eBrochure is designed to identify vehicles commonly available in your area. If you would prefer to purchase a vehicle with no options or additional options, please contact your local dealer to check for current availability or the possibility of placing an order for such a vehicle.

Standard Features and Options*

2010 **TUNDRA**



- not available
- S** standard
- O** optional
- P** part of package

	4x2 Double Cab Tundra w/4.0-Liter V6 5-Speed Auto	4x2 Double Cab Tundra w/4.6-Liter V8 6-Speed Auto	4x2 Double Cab Long Bed w/4.6-Liter V8 6-Speed Auto	4x2 Double Cab Tundra w/5.7-Liter V8 6-Speed Auto	4x2 Double Cab Long Bed Tundra w/5.7-Liter V8 6-Speed Auto	4x2 Double Cab Ltd w/4.6-Liter V8 6-Speed Auto	4x2 Double Cab Ltd w/5.7-Liter V8 6-Speed Auto
Outside temperature gauge (not available with Work Truck Package)	S	S	S	S	S	S	S
Dual zone climate control with sync mode (driver and passenger)	S	S	S	S	S	-	-
Automatic dual zone climate control with synch mode (driver and passenger)	-	-	-	-	-	S	S
Backup camera [5] linked to electrochromic mirror with integrated backup camera monitor [5]	O	O	O	O	O	O	O
2 front and 1 rear 12-volt powerpoints	S	S	S	S	S	S	S
Cruise control	S	S	S	S	S	S	S
Tilt steering wheel with column shifter (bench seat)	S	S	S	S	S	-	-
Tilt/telescopic steering wheel with console shifter (bucket seats)	O	O	O	O	O	S	S
Front and rear maplamps	S	S	S	S	S	S	S
Illuminated entry system, illuminated glove box and ashtray (not available with Work Truck Package)	S	S	S	S	S	S	S
Power windows, door locks and remote keyless entry system (not available with Work Truck Package)	S	S	S	S	S	S	S
Front and rear clearance sonar	O	O	O	O	O	S	S
Manual rearview mirror	S	S	S	S	S	-	-
Auto-dimming rearview mirror with HomeLink® [7] universal transceiver, compass and maplamps	O	O	O	O	O	S	S
Front 40/20/40 split-and-fold bench seat with 8-way adjustable driver's and 4-way adjustable passenger seats	S	S	S	S	S	-	-
Cloth-trimmed bucket seats with 8-way manual-adjustable (driver's and 4-way adjustable passenger seats	O	O	-	O	-	-	-
Cloth-trimmed bucket seats with 8-way power-adjustable driver's and 4-way manual-adjustable passenger seats	O	O	O	O	O	-	-
Leather-trimmed and heated bucket seats with 10-way power-adjustable driver's and 4-way power-adjustable passenger seats	-	-	-	-	-	S	S

*This vehicle eBrochure is designed to identify vehicles commonly available in your area. If you would prefer to purchase a vehicle with no options or additional options, please contact your local dealer to check for current availability or the possibility of placing an order for such a vehicle.

Standard Features and Options*

2010 **TUNDRA**



- not available
- S** standard
- O** optional
- P** part of package

	4x2 Double Cab Tundra w/4.0-Liter V6 5-Speed Auto	4x2 Double Cab Tundra w/4.6-Liter V8 6-Speed Auto	4x2 Double Cab Long Bed w/4.6-Liter V8 6-Speed Auto	4x2 Double Cab Tundra w/5.7-Liter V8 6-Speed Auto	4x2 Double Cab Long Bed Tundra w/5.7-Liter V8 6-Speed Auto	4x2 Double Cab Ltd w/4.6-Liter V8 6-Speed Auto	4x2 Double Cab Ltd w/5.7-Liter V8 6-Speed Auto
Driver and passenger power lumbar support with driver power thigh support	-	-	-	-	-	S	S
Fold-up rear seat	S	S	S	S	S	-	-
2-way adjustable front headrests	S	S	S	S	S	S	S
Rubber-type flooring	P	P	P	P	P	-	-
Carpeted flooring	S	S	S	S	S	S	S
4 cup holders in first row, 2 cup holders in second row	S	S	S	S	S	S	S
Center-console storage area with 12-volt powerpoint and sliding armrest for laptop computer or hanging file folder storage (bucket seats)	O	O	O	O	O	S	S
Overhead console	O	O	O	O	O	S	S
Rear under-seat storage box (not available with JBL® audio)	O	O	O	O	O	-	-
SAFETY							
Star Safety System™ — 4-wheel disc Anti-lock Brake System (ABS) with Electronic Brake-force Distribution (EBD), Brake Assist [8], Vehicle Stability Control (VSC) [8] + Traction Control (TRAC)	S	S	S	S	S	S	S
3-point seatbelts in all seating positions	S	S	S	S	S	S	S
Emergency Locking Retractor (ELR) on driver seatbelt, Automatic/Emergency Locking Retractors (ALR/ELR) on all passenger seatbelts	S	S	S	S	S	S	S
Driver and front passenger seatbelt pretensioners with force limiters	S	S	S	S	S	S	S
Driver and front outboard passenger airbags with Advanced Airbag System [10]	S	S	S	S	S	S	S
Driver and front outboard passenger seat-mounted side airbags and front and rear roll-sensing side curtain airbags (RSCA) [10]	S	S	S	S	S	S	S
Driver and front outboard passenger knee airbags [10]	S	S	S	S	S	S	S
Front passenger airbag cutoff switch [10]	S	S	S	S	S	S	S
Child-protector rear door locks	S	S	S	S	S	S	S

*This vehicle eBrochure is designed to identify vehicles commonly available in your area. If you would prefer to purchase a vehicle with no options or additional options, please contact your local dealer to check for current availability or the possibility of placing an order for such a vehicle.

Standard Features and Options*

2010 **TUNDRA**



- not available
- S** standard
- O** optional
- P** part of package

	4x2 Double Cab Tundra w/4.0-Liter V6 5-Speed Auto	4x2 Double Cab Tundra w/4.6-Liter V8 6-Speed Auto	4x2 Double Cab Long Bed w/4.6-Liter V8 6-Speed Auto	4x2 Double Cab Tundra w/5.7-Liter V8 6-Speed Auto	4x2 Double Cab Long Bed Tundra w/5.7-Liter V8 6-Speed Auto	4x2 Double Cab Ltd w/4.6-Liter V8 6-Speed Auto	4x2 Double Cab Ltd w/5.7-Liter V8 6-Speed Auto
LATCH (Lower Anchors and Tethers for Children) for rear outboard seating positions only. Top tether anchor for rear center seat.	S	S	S	S	S	S	S
Tire Pressure Monitor System (TPMS) [11]	S	S	S	S	S	S	S
Anti-theft alarm system	O	O	O	O	O	S	S
Engine immobilizer [12]	O	O	O	O	O	S	S

*This vehicle eBrochure is designed to identify vehicles commonly available in your area. If you would prefer to purchase a vehicle with no options or additional options, please contact your local dealer to check for current availability or the possibility of placing an order for such a vehicle.

**Double Cab Packages and Options**

WORK TRUCK PACKAGE - Includes matte-black upper and lower front bumper with matte-black grille surround, heavy-duty vinyl bench seat, rubber-type flooring, black instrument panel, manual outside mirrors and windows and 2-speed windshield wipers. Deletes cruise control, remote keyless entry and courtesy lamps.

TRD SPORT PACKAGE - Includes 20-in. carved alloy wheels with P275/55R20 tires, color-keyed front and rear bumpers and grille surround, color-keyed heated outside mirrors, color-keyed door handles, fog lamps, sport shift knob and pedal covers, black cloth interior with bucket seats and TRD Sport bedside decals. (Available in the following exterior colors: Black or Radiant Red only.)

TRD OFF-ROAD PACKAGE - Includes off-road-tuned suspension, Bilstein® shocks, unique 18-in. alloy wheels with P275/65R18 BFGoodrich® tires, fog lamps, manual or power sliding rear window with privacy glass, engine and fuel tank skid plates, front tow hooks, and TRD Off-Road Package graphics

SR5 PACKAGE - Includes Tow Package and Cold Weather Package. Includes styled steel wheels

COLOR-KEYED BUMPER PACKAGE - Includes color-keyed front and rear bumpers and grille surround, fog lamps and sliding rear window with privacy glass

COLD WEATHER PACKAGE - Includes heavy-duty battery and heavy-duty starter, windshield wiper de-icer grid with timer and front and rear mudguards

MEMORY PACKAGE - Includes power driver's seat, outside mirrors, tilt/telescopic steering wheel, all with memory function (Memory function not available with tow mirrors)

TOW PACKAGE [14] - Includes tow hitch receiver, trailer brake controller prewire, 4.300 rear axle ratio (4.100 on 4.6L V8), TOW/HAUL mode switch, transmission fluid temperature gauge, supplemental transmission cooler, 7-pin connector, heavy-duty alternator and battery

Specifications

2010 **TUNDRA**



	4x2 Double Cab Tundra w/4.0-Liter V6 5-Speed Auto	4x2 Double Cab Tundra w/4.6-Liter V8 6-Speed Auto	4x2 Double Cab Long Bed w/4.6-Liter V8 6-Speed Auto	4x2 Double Cab Tundra w/5.7-Liter V8 6-Speed Auto	4x2 Double Cab Long Bed Tundra w/5.7-Liter V8 6-Speed Auto	4x2 Double Cab Ltd w/4.6-Liter V8 6-Speed Auto	4x2 Double Cab Ltd w/5.7-Liter V8 6-Speed Auto	
MSRP**	\$25,495	\$25,640	\$26,570	\$26,940	\$27,930	\$35,270	\$36,560	
Model Number	8215	8239	8243	8241	8245	8250	8252	
MECHANICAL/PERFORMANCE								
4.0L DOHC 24V V6 with Variable Valve Timing with Intelligence (VVT-i), Horsepower: 236 hp @ 5200 rpm; Torque: 266 lb.-ft. @ 4000 rpm, aluminum block with aluminum heads, Acoustically Controlled Induction System (ACIS) dual stage intake manifold, Compression ratio: 10.0:1, Emissions: LEV II.	Standard						N/A	
4.6L DOHC 32V i-FORCE V8 with Dual Independent Variable Valve Timing with Intelligence (VVT-i), Horsepower: 310 hp @ 5600 rpm; Torque: 327 lb.-ft. @ 3400 rpm, aluminum block with aluminum heads, Acoustically Controlled Induction System (ACIS) dual-stage intake manifold, Compression ratio: 10.2:1, Emissions: ULEV II	N/A	Standard		N/A		Standard	N/A	
5.7L DOHC 32V i-FORCE V8 with Dual Independent Variable Valve Timing with Intelligence (VVT-i), Horsepower: 381 hp @ 5600 rpm; Torque: 401 lb.-ft. @ 3600 rpm; Aluminum block with aluminum heads, Acoustically Controlled Induction System (ACIS) dual stage intake manifold, Compression ratio: 10.2:1, Emissions: ULEV II	N/A		Standard		N/A		Standard	
5-speed electronically controlled transmission with intelligence (ECT-i), sequential shift mode and uphill/downhill shift logic (V6 models)	Standard						N/A	
6-speed electronically controlled transmission with intelligence (ECT-i), sequential shift mode and uphill/downhill shift logic, TOW/HAUL mode (4.6L and 5.7L V8 models with Tow Package)	N/A						Standard	
Automatic Limited-Slip Differential (Auto LSD)	Standard							
Suspension	Front independent coil-spring high-mounted double-wishbone with stabilizer bar and low-pressure nitrogen gas shocks; rear live axle with trapezoidal multi-leaf rear suspension and staggered outboard-mounted low-pressure nitrogen gas shocks							
Breaks	Power-assisted 4-wheel Anti-lock Brake System (ABS)							
Steering	Rack-and-pinion hydraulic power steering							
Ratio:	18.1							
Turns, (lock-to-lock)	3.71							

**Manufacturers Suggested Retail Price, excludes the Delivery, Processing and Handling Fee of \$750 for Cars and \$800 for Trucks, Vans and SUVs. (Historically, vehicle manufacturers and distributors have charged a separate fee for processing, handling and delivering vehicles to dealerships. Toyotas charge for these services is called the "Delivery, Processing and Handling Fee" and is based on the value of the processing, handling and delivery services Toyota provides as well as Toyotas overall pricing structure. Toyota may make a profit on the Delivery, Processing and Handling Fee.) Excludes taxes, license, title and available or regionally required equipment. The Delivery, Processing and Handling Fee in AL, AR, FL, GA, LA, MS, NC, OK, SC and TX will be higher. Actual dealer price will vary.

Specifications

2010 **TUNDRA**



	4x2 Double Cab Tundra w/4.0-Liter V6 5-Speed Auto	4x2 Double Cab Tundra w/4.6-Liter V8 6-Speed Auto	4x2 Double Cab Long Bed w/4.6-Liter V8 6-Speed Auto	4x2 Double Cab Tundra w/5.7-Liter V8 6-Speed Auto	4x2 Double Cab Long Bed Tundra w/5.7-Liter V8 6-Speed Auto	4x2 Double Cab Ltd w/4.6-Liter V8 6-Speed Auto	4x2 Double Cab Ltd w/5.7-Liter V8 6-Speed Auto
Turning circle diameter, curb to curb (ft.) (Standard Bed/Long Bed)	44.0'/49.0'						
Rear differential ratio/ring gear size [17]	3.909/9.5"		4.100/10.5"		4.100 [16] /10.5"		4.300/10.5"
EXTERIOR DIMENSIONS (in.)							
Overall height	75.8						
Overall width	79.9						
Overall length	228.7	246.7	228.7	246.7	228.7		
Wheelbase	145.7	164.6	145.7	164.6	145.7		
Inside bed length	78.7	97.6	78.7	97.6	78.7		
Inside bed depth	22.2						
Inside bed width at tailgate	66.4						
Inside bed width between wheelwells	50.0						
Track (front and rear)	67.9						
Ground clearance	10.2						
Maximum load height	34.1						
INTERIOR DIMENSIONS (in.)							
Head room (front)	40.2						
Head room (2nd row)	38.7						
Hip room (front)	63.0						
Hip room (2nd row)	62.6						
Leg room (front)	42.5						
Leg room (2nd row)	34.7						
Shoulder room (front)	66.6						
Shoulder room (2nd row)	65.7						
Maximum seating capacity	6					5	
WEIGHTS/CAPACITIES							
Curb weight (lbs.)	4950	5085	5285	5155	5355	5105	5180
Gross Vehicle Weight Rating (GVWR) (lbs.)	6400	6700	6800	6900	7000	6700	6900
Maximum Payload [18] (lbs.)	1450	1615 [21]	1515	1745 [21]	1645	N/A	
Towing capacity [14] (lbs.)	4800	7200 [24]	8500	8600 [25]	10400	8600	10500
Fuel tank (gallons)	26.4						
TIRES							
18-in. steel wheels with P255/70R18 tires	Standard					N/A	

© 2009 Toyota Motor Sales, U.S.A., Inc. Produced 05.18.09

Specifications

2010 **TUNDRA**



	4x2 Double Cab Tundra w/4.0-Liter V6 5-Speed Auto	4x2 Double Cab Tundra w/4.6-Liter V8 6-Speed Auto	4x2 Double Cab Long Bed w/4.6-Liter V8 6-Speed Auto	4x2 Double Cab Tundra w/5.7-Liter V8 6-Speed Auto	4x2 Double Cab Long Bed Tundra w/5.7-Liter V8 6-Speed Auto	4x2 Double Cab Ltd w/4.6-Liter V8 6-Speed Auto	4x2 Double Cab Ltd w/5.7-Liter V8 6-Speed Auto
20-in. alloy wheels with P275/55R20 tires	N/A					Available	
18-in. styled steel wheels with P255/70R18 tires	Available					N/A	
18-in. alloy wheels with P275/65R18 tires	Available					Standard	
18-in. TRD Off-Road Package wheels with P275/65R18 BFGoodrich® tires	Available						
MPG							
Mileage estimates (mpg city/highway) [29]	15/19	15/20		14/18		15/20	14/18



Accessories

EXTERIOR ACCESSORIES



20" Machined Star 5 Spoke Wheel
\$1,695 Installed MSRP*



Ball Mounts
\$65 Parts Only MSRP**



Bed Extender
\$320 Installed MSRP*



Bedliner w/Deck Rail System
Long Bed
\$395 Installed MSRP*
Regular Cab
\$365 Installed MSRP*



Bedliner w/o Deck Rail
Long Bed
\$375 Installed MSRP*
Regular Bed
\$345 Installed MSRP*



Bed Mat
Long Bed
\$137 Installed MSRP*
Regular Bed
\$127 Installed MSRP*



Bed Rug
Long Bed
\$434 Parts Only MSRP**
Regular Bed
\$419 Parts Only MSRP**



Bed Step
\$300 Installed MSRP*



Cargo Divider
\$345 Installed MSRP*



Cargo Net Exterior
\$49 Installed MSRP*



Deck Rail System w/4 Tie Down Cleats
Long Bed
\$220 Installed MSRP*
Regular Bed
\$210 Installed MSRP*



Exhaust Tip
\$85 Installed MSRP*



Front Skid Plate
\$425 Installed MSRP*



Hood Protector
\$165 Installed MSRP*



Locking Bike Fork Attachment
\$95 Installed MSRP*



Locking Bike Fork Attachment
\$95 Installed MSRP*



Mini Tie Down w/Hook (set of 2)
\$45 Installed MSRP*



Spare Tire Lock
\$73 Installed MSRP*



Stepboards Brushed Stainless Steel
\$624 Installed MSRP*

* Installed MSRP is the Manufacturers Suggested Retail Price for accessories installed by the manufacturer. Actual prices for the dealer installed accessories may vary. Please see your local Toyota dealer for pricing. Prices and product availability are subject to change without notice.

** Installation not included. See your local Toyota dealer for installed pricing. Prices and product availability are subject to change without notice.

Accessories

2010 **TUNDRA**



Tonneau Cover
\$1,575 Installed MSRP*



Tow Hitch w/ 7 Pin Connector
\$920 Installed MSRP*



Tube Steps - Black
\$490 Installed MSRP*



Tube Steps - Chrome
\$534 Installed MSRP*



Wheel Locks
\$81 Installed MSRP*

INTERIOR ACCESSORIES



All Weather Floor Mats and
Door Sill Protector
\$162 Installed MSRP*
\$178 Installed MSRP*



All Weather Mats
\$99 Installed MSRP*



Anodized Aluminum Shift
Knob
\$85 Installed MSRP*



BLU Logic® Hands-free
System
\$299 Installed MSRP*



Carpet Floor Mats
\$115 Installed MSRP*



Emergency Assistance Kit
\$70 Installed MSRP*



First Aid Kit
\$29 Installed MSRP*



Glass Breakage Sensor
(GBS)
\$165 Installed MSRP*



Interface Kit for iPod®
\$299 Installed MSRP*



Molded Simulated Burlwood
Dash Applique by Superior
Dash
\$350 Installed MSRP*



Remote Engine Start
\$529 Installed MSRP*



Sport Pedal Stainless Steel
\$85 Installed MSRP*

* Installed MSRP is the Manufacturers Suggested Retail Price for accessories installed by the manufacturer. Actual prices for the dealer installed accessories may vary. Please see your local Toyota dealer for pricing. Prices and product availability are subject to change without notice.

** Installation not included. See your local Toyota dealer for installed pricing. Prices and product availability are subject to change without notice.



Accessories



Underseat Storage
\$125 Installed MSRP*



VIP-RS3000 Plus Security System
\$299 Installed MSRP*



XM Satellite Radio Kit
\$449 Installed MSRP*

PERFORMANCE ACCESSORIES



TRD 17" x 8" 6 Split Spoke Forged Off-road Wheel w/ Beadlock Styling
\$3,199 Installed MSRP*



TRD 22"x9" 5-Spoke Polished Forged Aluminum Alloy Wheel
\$4,699 Installed MSRP*



TRD Forged Oil Cap
\$45 Parts Only MSRP**



TRD High Performance Brake Kit
\$2,895 Installed MSRP*



TRD Performance Air Filter
\$90 Installed MSRP*



TRD Performance Air Intake
\$475 Parts Only MSRP**



TRD Performance Handling Kit
\$1,699 Installed MSRP*



TRD Rear Sway Bar
\$299 Installed MSRP*

* Installed MSRP is the Manufacturers Suggested Retail Price for accessories installed by the manufacturer. Actual prices for the dealer installed accessories may vary. Please see your local Toyota dealer for pricing. Prices and product availability are subject to change without notice.

** Installation not included. See your local Toyota dealer for installed pricing. Prices and product availability are subject to change without notice.



WARRANTIES

Every Toyota Car, Truck and SUV is built to exceptional standards. And that's not idle boasting. We back it up with these Limited Warranty Coverages:

Basic: 36 months/36,000 miles (all components other than normal wear and maintenance items).

Hybrid-Related Component Coverage: Hybrid-related components for hybrid vehicles are covered for 8 years/100,000 miles. The HV battery may have longer coverage under emissions warranty. Refer to applicable Owner's Warranty Information booklet for details.

Powertrain: 60 months/60,000 miles (engine, transmission/transaxle, front-wheel drive, rear-wheel drive, seatbelts and airbags).

Rust-Through: 60 months/unlimited miles (corrosion perforation of sheet metal).

Emissions: Coverages vary under Federal and California regulations. Refer to applicable Owner's Warranty Information booklet for details.

Accessories: For accessories purchased at time of the new vehicle purchase, the Toyota Accessory Warranty coverage is in effect for 36 months or 36,000 miles (whichever comes first) from the vehicle's in-service date, which is the same coverage as the Basic coverage of the Toyota New Vehicle Limited Warranty.

For dealer-installed accessories purchased after the new vehicle purchase, the coverage is 12 months or 12,000 miles (whichever comes first) from the date the accessory was installed on the vehicle, or the remainder of the above 36 months or 36,000 miles Basic coverage from the vehicle's in-service date, whichever provides greater coverage, with the exception of car covers. Car covers are warranted for 12 months from the date of purchase and do not assume any coverage under the Toyota New Vehicle Limited Warranty.

For customers (non-dealer) installed accessories purchased after the new vehicle purchase, the coverage is 1 month or 12,000 miles (whichever comes first), from the purchase date of the accessory.

You may be eligible for transportation assistance if it's necessary that your vehicle be kept overnight for repairs covered under warranty. Please see your authorized Toyota dealership for further details.

For complete details about Toyota's warranties, please refer to the applicable Owner's Warranty Information booklet or see your Toyota dealer.

DISCLAIMERS

All information in this eBrochure is based on data available at time of posting, is subject to change without notice and pertains specifically to continental U.S.A vehicles only.

[1] Satellite radio requires monthly service fee. See your Toyota dealer for further details. Reception of the satellite signal may vary depending on location. All fees and programming subject to change. Subscriptions subject to the terms and conditions available at www.xmradio.com or www.sirius.com. Available only in the 48 contiguous United States.

[2] iPod® is a registered trademark of Apple, Inc.

[3] The phones on this site have been tested for Bluetooth® compatibility with Toyota vehicles. Performance will vary based on phone software version, coverage, and your wireless carrier. Phones are warranted by their manufacturer, not Toyota.

[4] The navigation system is designed to assist in locating an address or point of interest. XM NavTraffic® requires a monthly service fee and hardware, and is designed to provide real-time traffic or alternative routes of travel. Discrepancies may be encountered between the system and your actual location. Road system changes may affect the accuracy of the information provided. Rely on your common sense to decide whether to follow a specified route. Detailed coverage not available in every city or roadway. Periodic navigation updates available at an additional cost. See your Navigation System Owner's Manual for further details.

[5] The backup camera does not provide a comprehensive view of the rear area of the vehicle. You should also look around outside your vehicle and use your mirrors to confirm rearward clearance. Cold weather will limit effectiveness and view may become cloudy

[6] Headphones are for passenger use only. Do not use while operating vehicle

[7] HomeLink® is a registered trademark of Johnson Controls, Inc

[8] Brake Assist is designed to help the driver take full advantage of the benefits of ABS. It is not a substitute for safe driving practices. Braking effectiveness also depends on proper brake-system maintenance and tire and road conditions

[9] Vehicle Stability Control (VSC) is an electronic system designed to help the driver maintain vehicle control under adverse conditions. It is not a substitute for safe driving practices. Factors including speed, road conditions and driver steering input can all affect whether VSC will be effective in preventing a loss of control. Please see your Owner's Manual for further details

[10] All the airbag (AB) systems are Supplemental Restraint Systems. All ABs (if installed) are designed to inflate only under certain conditions and in certain types of severe collisions: frontal and knee ABs typically inflate in frontal collisions; side and side curtain ABs in side collisions; Roll-Sensing Curtain ABs at a severe tilt degree, roll or lateral G-force. In all other accidents, the ABs will not inflate. To decrease the risk of injury from an inflating AB, always wear seatbelts, sit upright in the middle of the seat as far back as possible and do not lean against the door. Do not put objects in front of an AB or around the seatback. Do not use a rearward-facing child seat in any front passenger seat. The force of an inflating AB may cause serious injury or death. See your Owner's Manual for further information/warnings.

[11] The Toyota Tire Pressure Monitor alerts the driver when tire pressure is critically low. For optimal tire wear and performance, tire pressure should be checked regularly with a gauge; do not rely solely on the monitor system. See your Owner's Manual for details

[12] The engine immobilizer is a state-of-the-art anti-theft system. When you insert your key into the ignition switch, the key transmits an electronic code to the vehicle. The engine will only start if the code in the transponder chip inside the key matches the code in the vehicle's immobilizer. Because the transponder chip is embedded in the key, it can be costly to replace. If you lose a key, your Toyota dealer can help, or you can find a qualified independent locksmith to perform high security key services at www.aloa.org

[13] Available for vehicle with factory security

[14] Before towing, confirm your vehicle and trailer are compatible, hooked up and loaded properly and that you have any necessary additional equipment. Do not exceed any Weight Ratings and follow all instructions in your Owner's Manual. The maximum you can tow depends on the total weight of any cargo, occupants and available equipment

[15] 5.7L V8 Long Bed models only, not available with tow equipment

[16] Flex Fuel Vehicles not available in every state. In states where available, all 4x4, 5.7L V8 models are FFV. Flex Fuel Vehicles use E85, gasoline or a combination of both. Estimated mileage will vary. Consult your dealer for nearest E85 filling stations

[17] With Tow Package, rear differential ratio is 4.100 on 4.6L models/4.300 on 5.7L models

[18] Payload is the GVWR minus curb weight and includes weight of occupants, optional equipment and cargo, limited by weight distribution. Payload is not the Vehicle Capacity Weight as defined by FMVSS 110, which will vary according to installed optional equipment

[19] When equipped with Color Keyed-Bumper Package, payload increases by 75 lbs as a result

[20] When equipped with Maximum Payload Package, payload increases by 75 lbs as a result

[21] When equipped with Tow Package, payload decreases by 75 lbs as a result

[22] When equipped with Color-Keyed Bumper Package, standard towing capacity decreases to 1500 lbs

[23] When equipped with Maximum Payload Package, standard towing capacity decreases to 8800 lbs

[24] When equipped with Tow Package, payload increases by 1400 lbs as a result.

[25] When equipped with Tow Package, payload increases by 2000 lbs as a result

[26] When equipped with Tow Package, payload increases by 1500 lbs as a result

[27] When equipped with Color-Keyed Bumper Package, standard towing capacity decreases to 1400 lbs

[27] When equipped with Color-Keyed Bumper Package, standard towing capacity decreases to 1400 lbs

[28] When equipped with Maximum Payload Package, standard towing capacity decreases to 8600 lbs.

[29] 2010 EPA-estimated mileage. Actual mileage will vary.

Helpful Links

2010 **TUNDRA**



BUYER TOOLS:

Find Local Specials
www.buyatoyota.com

Request a Quote
www.buyatoyota.com

Locate a Dealer
<http://www.toyota.com/dealers>

Competitive Comparison
<http://www.toyota.com/compare>

Toyota Financial Services
www.toyotafinancial.com

Payment Estimator
<http://www.toyotafinancial.com/estimator>

Apply for Credit
<http://www.toyotafinancial.com/apply>

Certified Used Vehicles
<http://www.toyota.com/tcuv>

Warranty Info.
www.toyotaownersonline.com/warranty

OWNER TOOLS:

Toyota Owner Resources
www.toyotaownersonline.com

Vehicle Reference Guides
<http://prg.toyotapartsandservice.com/>

Maintenance Guides
<http://smg.toyotapartsandservice.com/owners.php>

Toyota Service
<http://www.toyotaownersonline.com/service>

Car Care Tips
<http://www.toyotaownersonline.com/carcare>

Driver Tips
<http://www.toyotaownersonline.com/tips>

Genuine Toyota Parts
<http://www.toyotaownersonline.com/parts>

Do-It-Yourself Help
<http://www.toyotaownersonline.com/diy>

GENERAL INFORMATION:

Toyota News
<http://www.toyota.com/news>

Toyota Motorsports
<http://www.toyota.com/motorsports>

Toyota NASCAR Racing
<http://www.toyota.com/pitpass>

Future Concept Vehicles
<http://www.toyota.com/future>

Community Care
<http://www.toyota.com/community>

QUESTIONS:

FAQs
<http://www.toyota.com/FAQ>

Contact Toyota
<http://www.toyota.com/contact>

2010 **TUNDRA**



© 2009 Toyota Motor Sales, U.S.A., Inc. Produced 05.18.09



Model Overview



4x4 Crewmax Tundra shown in Sandy Beach Metallic with available 4.6L V8, fog lamps and 18-inch alloy wheels.



Double Cab Tundra interior shown in Graphite.



4x2 Double Cab standard bed shown in Spruce Mica with available 5.7L V8, tow package, fog lamps, mudguards and 18-inch styled steel wheels [14].

	4x2 CrewMax Tundra w/4.6-Liter V8 6-Speed Auto	4x2 CrewMax Tundra w/5.7-Liter V8 6-Speed Auto	4x2 CrewMax Ltd w/4.6-Liter V8 6-Speed Auto	4x2 CrewMax Ltd w/5.7-Liter V8 6-Speed Auto
MSRP**	\$28,465	\$29,765	\$37,805	\$39,095
MPG City/Highway***	14/17	14/18	14/17	14/18
Seating	6	5	5	5

EXTERIOR COLORS*

Super White		Salsa Red Pearl		Blue Streak Metallic	
Silver Sky Metallic		Pyrite Mica			
Slate Metallic		Sandy Beach Metallic			
Black		Spruce Mica			
Radiant Red		Nautical Blue Metallic			

INTERIOR COLORS*

Graphite Fabric SR5 Package		Limited - Sand Beige Leather	
Black Fabric SR5 Package		Perforated Graphite Leather	
Sand Beige Fabric SR5 Package		Perforated Black Leather	
Limited - Graphite Leather		Perforated Red Rock Leather	
Limited - Red Rock Leather			

*This vehicle eBrochure is designed to identify vehicles commonly available in your area. If you would prefer to purchase a vehicle with no options or additional options, please contact your local dealer to check for current availability or the possibility of placing an order for such a vehicle.

**Manufacturers Suggested Retail Price, excludes the Delivery, Processing and Handling Fee of \$750 for Cars and \$800 for Trucks, Vans and SUVs. (Historically, vehicle manufacturers and distributors have charged a separate fee for processing, handling and delivering vehicles to dealerships. Toyotas charge for these services is called the "Delivery, Processing and Handling Fee" and is based on the value of the processing, handling and delivery services Toyota provides as well as Toyotas overall pricing structure. Toyota may make a profit on the Delivery, Processing and Handling Fee.) Excludes taxes, license, title and available or regionally required equipment. The Delivery, Processing and Handling Fee in AL, AR, FL, GA, LA, MS, NC, OK, SC and TX will be higher. Actual dealer price will vary.

*** 2010 EPA-estimated mileage. Actual mileage will vary.

Standard Features and Options*

2010 **TUNDRA**



- not available
- S** standard
- O** optional
- P** part of package

	4x2 CrewMax Tundra w/4.6-Liter V8 6-Speed Auto	4x2 CrewMax Tundra w/5.7-Liter V8 6-Speed Auto	4x2 CrewMax Ltd w/4.6-Liter V8 6-Speed Auto	4x2 CrewMax Ltd w/5.7-Liter V8 6-Speed Auto
MSRP**	\$28,465	\$29,765	\$37,805	\$39,095
Model Number	8259	8261	8270	8272
EXTERIOR				
Color-keyed upper and chrome lower front bumper with chrome grille surround	S	S	-	-
Color-keyed front bumper with chrome grille surround and matte-silver bullet-style inner grille	-	-	S	S
Chrome rear bumper	S	S	S	S
Variable intermittent windshield wipers (not available with Work Truck Package)	S	S	S	S
Power tilt/slide moonroof with sliding sunshade	O	O	O	O
Privacy glass on rear doors	S	S	S	S
High Solar Energy-Absorbing (HSEA) glass	S	S	S	S
Power vertical sliding rear window with defroster and privacy glass	S	S	S	S
Manual headlamp adjust	S	S	S	S
Daytime Running Lights (DRL)	S	S	S	S
Fog lamps (V8 models)	O	O	S	S
Heated power outside mirrors	S	S	-	-
Chrome power, retractable, heated, auto-dimming outside mirrors with turn signals and puddle lamps	-	-	S	S
Tow mirrors - power folding, manual-extend, power-adjustable, heated, with turn signals (5.7L V8)	-	O	-	O
Deck Rail System with 4 adjustable tie-down cleats	O	O	S	S
Easy lower and lift tailgate	S	S	S	S
Deck rail and tailgate caps	S	S	S	S

**Manufacturers Suggested Retail Price, excludes the Delivery, Processing and Handling Fee of \$750 for Cars and \$800 for Trucks, Vans and SUVs. (Historically, vehicle manufacturers and distributors have charged a separate fee for processing, handling and delivering vehicles to dealerships. Toyotas charge for these services is called the "Delivery, Processing and Handling Fee" and is based on the value of the processing, handling and delivery services Toyota provides as well as Toyotas overall pricing structure. Toyota may make a profit on the Delivery, Processing and Handling Fee.) Excludes taxes, license, title and available or regionally required equipment. The Delivery, Processing and Handling Fee in AL, AR, FL, GA, LA, MS, NC, OK, SC and TX will be higher. Actual dealer price will vary.

*This vehicle eBrochure is designed to identify vehicles commonly available in your area. If you would prefer to purchase a vehicle with no options or additional options, please contact your local dealer to check for current availability or the possibility of placing an order for such a vehicle.

Standard Features and Options*

2010 **TUNDRA**



- not available
- S** standard
- O** optional
- P** part of package

	4x2 CrewMax Tundra w/4.6-Liter V8 6-Speed Auto	4x2 CrewMax Tundra w/5.7-Liter V8 6-Speed Auto	4x2 CrewMax Ltd w/4.6-Liter V8 6-Speed Auto	4x2 CrewMax Ltd w/5.7-Liter V8 6-Speed Auto
Front and rear mudguards	O P	O P	S	S
Running boards	O	O	O	O
INTERIOR				
AM/FM/MP3 CD player with satellite radio capability [1], aux input and 6 speakers	S	S	-	-
AM/FM/MP3 CD player, integrated satellite radio [1], with 3-month free subscription to XM Satellite Radio [1], aux/USB input with iPod® [2] connectivity, hands-free phone capability and music streaming via Bluetooth® [3], steering wheel audio controls and 6 speakers	O	O	-	-
JBL® AM/FM/MP3 6-disc CD changer, integrated satellite radio [1] with 3-month free subscription to XM Satellite Radio [1], aux/USB input with iPod® [2] connectivity, hands-free phone capability and music streaming via Bluetooth® [3], steering wheel audio controls and 12 speakers with subwoofer	O	O	S	S
DVD navigation system [4] with AM/FM/MP3 CD player, backup monitor [5], satellite radio capability [1], aux input and 6 speakers	O	O	-	-
DVD navigation system [4] with JBL® AM/FM/MP3 4-disc CD changer, backup monitor [5], integrated satellite radio [1] with 3-month free subscription to XM Satellite Radio [1] and XM NavTraffic® [navigation], aux/USB input with iPod® [2] connectivity, hands-free phone capability and music streaming via Bluetooth® [3], steering wheel audio controls and 12 speakers with subwoofer	-	-	O	O
Rear-seat DVD entertainment system with rear audio system, dual wireless headphones [6], wireless remote and 115V AC outlet	O	O	O	O
Transmission fluid temperature gauge (requires Tow Package)	P	P	S	S
Optitron gauges with multi-information display with feature customization (avg./current mpg, range, avg. speed, trip timer, headlamp and illuminated entry timer)	-	-	S	S
Speedometer, tripmeter, digital clock	S	S	S	S
Tachometer (not available with Work Truck Package)	S	S	S	S
Outside temperature gauge (not available with Work Truck Package)	S	S	S	S
Dual zone climate control with sync mode (driver and passenger)	S	S	-	-
Automatic dual zone climate control with synch mode (driver and passenger)	-	-	S	S
Backup camera [5] linked to electrochromic mirror with integrated backup camera monitor [5]	O	O	O	O

*This vehicle eBrochure is designed to identify vehicles commonly available in your area. If you would prefer to purchase a vehicle with no options or additional options, please contact your local dealer to check for current availability or the possibility of placing an order for such a vehicle.

Standard Features and Options*

2010 **TUNDRA**



- not available
- S** standard
- O** optional
- P** part of package

	4x2 CrewMax Tundra w/4.6-Liter V8 6-Speed Auto	4x2 CrewMax Tundra w/5.7-Liter V8 6-Speed Auto	4x2 CrewMax Ltd w/4.6-Liter V8 6-Speed Auto	4x2 CrewMax Ltd w/5.7-Liter V8 6-Speed Auto
2 front 12-volt powerpoints and an additional rear 12-volt powerpoint	S	S	S	S
Cruise control	S	S	S	S
Tilt steering wheel with column shifter (bench seat)	S	S	-	-
Tilt/telescopic steering wheel with console shifter (bucket seats)	O	O	S	S
Front maplamp and an additional rear maplamp	S	S	S	S
Illuminated entry system, illuminated glove box and ashtray (not available with Work Truck Package)	S	S	S	S
Power windows, door locks and remote keyless entry system (not available with Work Truck Package)	S	S	S	S
Front and rear clearance sonar	O	O	-	S
Manual rearview mirror	S	S	-	-
Auto-dimming rearview mirror with HomeLink® [7] universal transceiver, compass and maplamps	O	O	S	S
Front 40/20/40 split-and-fold bench seat with 8-way adjustable driver's and 4-way adjustable passenger seats	S	S	-	-
Cloth-trimmed bucket seats with 8-way manual-adjustable driver's and 4-way adjustable passenger seats	O	O	-	-
Cloth-trimmed bucket seats with 8-way power-adjustable driver's and 4-way manual-adjustable passenger seats	O	O	-	-
Leather-trimmed and heated bucket seats with 10-way power-adjustable driver's and 4-way power-adjustable passenger seats	-	-	S	S
Driver and passenger power lumbar support with driver power thigh support	-	-	S	S
Rear sliding, reclining, fold-flat seats	S	S	S	S
2-way adjustable front headrests	S	S	S	S
Carpeted flooring	S	S	S	S
4 cup holders in first row, 2 cup holders in second row	S	S	S	S
Center-console storage area with 12-volt powerpoint and sliding armrest for laptop computer or hanging file folder storage (bucket seats)	O	O	S	S
Overhead console	O	O	S	S

*This vehicle eBrochure is designed to identify vehicles commonly available in your area. If you would prefer to purchase a vehicle with no options or additional options, please contact your local dealer to check for current availability or the possibility of placing an order for such a vehicle.

Standard Features and Options*

2010 **TUNDRA**



- not available
- S** standard
- O** optional
- P** part of package

	4x2 CrewMax Tundra w/4.6-Liter V8 6-Speed Auto	4x2 CrewMax Tundra w/5.7-Liter V8 6-Speed Auto	4x2 CrewMax Ltd w/4.6-Liter V8 6-Speed Auto	4x2 CrewMax Ltd w/5.7-Liter V8 6-Speed Auto
SAFETY				
Star Safety System™ — 4-wheel disc Anti-lock Brake System (ABS) with Electronic Brake-force Distribution (EBD), Brake Assist [8], Vehicle Stability Control (VSC) [8] + Traction Control (TRAC)	S	S	S	S
3-point seatbelts in all seating positions	S	S	S	S
Emergency Locking Retractor (ELR) on driver seatbelt, Automatic/Emergency Locking Retractors (ALR/ELR) on all passenger seatbelts	S	S	S	S
Driver and front passenger seatbelt pretensioners with force limiters	S	S	S	S
Driver and front outboard passenger airbags with Advanced Airbag System [10]	S	S	S	S
Driver and front outboard passenger seat-mounted side airbags and front and rear roll-sensing side curtain airbags (RSCA) [10]	S	S	S	S
Driver and front outboard passenger knee airbags [10]	S	S	S	S
Front passenger airbag cutoff switch [10]	S	S	S	S
Child-protector rear door locks	S	S	S	S
LATCH (Lower Anchors and Tethers for Children) for rear outboard seating positions only. Top tether anchor for rear center seat.	S	S	S	S
Tire Pressure Monitor System (TPMS) [11]	S	S	S	S
Anti-theft alarm system	O	O	S	S
Engine immobilizer [12]	O	O	S	S

*This vehicle eBrochure is designed to identify vehicles commonly available in your area. If you would prefer to purchase a vehicle with no options or additional options, please contact your local dealer to check for current availability or the possibility of placing an order for such a vehicle.

**CrewMax Packages and Options**

TRD OFF-ROAD PACKAGE - Includes Off-Road-tuned suspension, Bilstein® shocks, unique 18-in. alloy wheels with P275/65R18 BFGoodrich® tires, fog lamps, manual or power sliding rear window with privacy glass, engine and fuel tank skid plates, front tow hooks, and TRD Off-Road Package graphics

PLATINUM PACKAGE - Includes chrome lower front bumper, Memory Package, unique 20-in. alloy wheels with P275/55R20 tires, Daytime Running Lights (DRL), DVD navigation system [4] with backup monitor [5], JBL® audio system with Bluetooth® [3] and integrated satellite radio [1] with 3-month free trial, power tilt/slide moonroof with sliding sunshade, perforated leather-trimmed seats, heated and ventilated power front bucket seats with embroidered headrests, wood-grain-style trim, auto up-down driver's and front passenger power windows, Glass Breakage Sensor (GBS) [13], doorsill protectors with Platinum logo and Platinum badging. (Available in Black, Salsa Red Pearl, Silver Sky Metallic and Slate Metallic only.)

SR5 PACKAGE - Includes Tow Package and Cold Weather Package. Includes styled steel wheels

COLOR-KEYED BUMPER PACKAGE - Includes color-keyed front and rear bumpers and grille surround, fog lamps and sliding rear window with privacy glass

COLD WEATHER PACKAGE - Includes heavy-duty battery and heavy-duty starter, windshield wiper de-icer grid with timer and front and rear mudguards

MEMORY PACKAGE - Includes power driver's seat, outside mirrors, tilt/telescopic steering wheel, all with memory function (Memory function not available with tow mirrors)

TOW PACKAGE [14] - Includes tow hitch receiver, trailer brake controller prewire, 4.300 rear axle ratio (4.100 on 4.6L V8), TOW/HAUL mode switch, transmission fluid temperature gauge, supplemental transmission cooler, 7-pin connector, heavy-duty alternator and battery

Specifications

2010 **TUNDRA**



	4x2 CrewMax Tundra w/4.6-Liter V8 6-Speed Auto	4x2 CrewMax Tundra w/5.7-Liter V8 6-Speed Auto	4x2 CrewMax Ltd w/4.6-Liter V8 6-Speed Auto	4x2 CrewMax Ltd w/5.7-Liter V8 6-Speed Auto
MSRP**	\$28,465	\$29,765	\$37,805	\$39,095
Model Number	8259	8261	8270	8272
MECHANICAL/PERFORMANCE				
4.6L DOHC 32V i-FORCE V8 with Dual Independent Variable Valve Timing with Intelligence (VVT-i), Horsepower: 310 hp @ 5600 rpm; Torque: 327 lb.-ft. @ 3400 rpm, aluminum block with aluminum heads, Acoustically Controlled Induction System (ACIS) dual-stage intake manifold, Compression ratio: 10.2:1, Emissions: ULEV II	Standard	N/A	Standard	N/A
5.7L DOHC 32V i-FORCE V8 with Dual Independent Variable Valve Timing with Intelligence (VVT-i), Horsepower: 381 hp @ 5600 rpm; Torque: 401 lb.-ft. @ 3600 rpm; Aluminum block with aluminum heads, Acoustically Controlled Induction System (ACIS) dual stage intake manifold, Compression ratio: 10.2:1, Emissions: ULEV II	N/A	Standard	N/A	Standard
6-speed electronically controlled transmission with intelligence (ECT-i), sequential shift mode and uphill/downhill shift logic, TOW/HAUL mode (4.6L and 5.7L V8 models with Tow Package)	Standard			
Automatic Limited-Slip Differential (Auto LSD)	Standard			
Suspension	Front independent coil-spring high-mounted double-wishbone with stabilizer bar and low-pressure nitrogen gas shocks; rear live axle with trapezoidal multi-leaf rear suspension and staggered outboard-mounted low-pressure nitrogen gas shocks			
Breaks	Power-assisted 4-wheel Anti-lock Brake System (ABS)			
Steering	Rack-and-pinion hydraulic power steering			
Ratio:	18.1			
Turns, (lock-to-lock)	3.71			
Turning circle diameter, curb to curb (ft.)	44.0'			
Rear differential ratio/ring gear size [17]	3.909/9.5"	4.100/10.5"	3.909/9.5"	4.100/10.5"
EXTERIOR DIMENSIONS (in.)				
Overall height	75.6			
Overall width	79.9			
Overall length	228.7			
Wheelbase	145.7	145.7	145.7	
Inside bed length	66.7			
Inside bed depth	22.2			
Inside bed width at tailgate	66.4			

**Manufacturers Suggested Retail Price, excludes the Delivery, Processing and Handling Fee of \$750 for Cars and \$800 for Trucks, Vans and SUVs. (Historically, vehicle manufacturers and distributors have charged a separate fee for processing, handling and delivering vehicles to dealerships. Toyotas charge for these services is called the "Delivery, Processing and Handling Fee" and is based on the value of the processing, handling and delivery services Toyota provides as well as Toyotas overall pricing structure. Toyota may make a profit on the Delivery, Processing and Handling Fee.) Excludes taxes, license, title and available or regionally required equipment. The Delivery, Processing and Handling Fee in AL, AR, FL, GA, LA, MS, NC, OK, SC and TX will be higher. Actual dealer price will vary.

Specifications

2010 **TUNDRA**



	4x2 CrewMax Tundra w/4.6-Liter V8 6-Speed Auto	4x2 CrewMax Tundra w/5.7-Liter V8 6-Speed Auto	4x2 CrewMax Ltd w/4.6-Liter V8 6-Speed Auto	4x2 CrewMax Ltd w/5.7-Liter V8 6-Speed Auto
Inside bed width between wheelwells	50.0			
Track (front and rear)	67.9			
Ground clearance	10.0			
Maximum load height	33.7			
INTERIOR DIMENSIONS (in.)				
Head room (front)	40.2			
Head room (2nd row)	38.7			
Hip room (front)	63.0			
Hip room (2nd row)	62.6			
Leg room (front)	42.5			
Leg room (2nd row)	44.5			
Shoulder room (front)	66.6			
Shoulder room (2nd row)	65.4			
Maximum seating capacity	6		5	
WEIGHTS/CAPACITIES				
Curb weight (lbs.)	5250	5335	5275	5355
Gross Vehicle Weight Rating (GVWR) (lbs.)	6800	7000	6800	7000
Maximum Payload [18] (lbs.)	1550 [21]	1665 [21]	1450	1570
Towing capacity [14] (lbs.)	7000 [26]	8400 [25]	8500	10400
Fuel tank (gallons)	26.4			
TIRES				
18-in. steel wheels with P255/70R18 tires	Standard		N/A	
18-in. styled steel wheels with P255/70R18 tires	Available			
18-in. alloy wheels with P275/65R18 tires	Available		Standard	
20-in. alloy wheels with P275/55R20 tires	Available			
18-in. TRD Off-Road Package wheels with P275/65R18 BFGoodrich® tires	Available			
20-in. Platinum Package alloy wheels with P275/55R20 tires	N/A		Available	
MPG				
Mileage estimates (mpg city/highway) [29]	15/20	14/18	15/20	14/18

© 2009 Toyota Motor Sales, U.S.A., Inc. Produced 05.18.09



Accessories

EXTERIOR ACCESSORIES



20" Machined Star 5 Spoke Wheel
\$1,695 Installed MSRP*



Ball Mounts
\$65 Parts Only MSRP**



Bed Extender
\$320 Installed MSRP*



Bedliner w/Deck Rail System
\$365 Installed MSRP*



Bedliner w/o Deck Rail System
\$345 Installed MSRP*



Bed Mat
\$127 Installed MSRP*



Bed Rug
\$409 Parts Only MSRP**



Bed Step
\$300 Installed MSRP*



Cargo Divider
\$345 Installed MSRP*



Cargo Net Exterior
\$49 Installed MSRP*



Deck Rail System w/4 Tie Down Cleats
\$210 Installed MSRP*



Exhaust Tip
\$85 Installed MSRP*



Front Skid Plate
\$425 Installed MSRP*



Hood Protector
\$165 Installed MSRP*



Locking Bike Fork Attachment
\$95 Installed MSRP*



Mini Tie Down w/Hook (set of 2)
\$45 Installed MSRP*



Spare Tire Lock
\$73 Installed MSRP*



Stepboards Brushed Stainless Steel
\$624 Installed MSRP*



Tonneau Cover
\$1,545 Installed MSRP*



Tow Hitch w/ 7 Pin Connector
\$920 Installed MSRP*

* Installed MSRP is the Manufacturers Suggested Retail Price for accessories installed by the manufacturer. Actual prices for the dealer installed accessories may vary. Please see your local Toyota dealer for pricing. Prices and product availability are subject to change without notice.

** Installation not included. See your local Toyota dealer for installed pricing. Prices and product availability are subject to change without notice.



Accessories

INTERIOR ACCESSORIES



Tube Steps - Black
\$490 Installed MSRP*



Tube Steps - Chrome
\$534 Installed MSRP*



Wheel Locks
\$81 Installed MSRP*



All Weather Floor Mats
\$99 Installed MSRP*



All Weather Floor Mats w/
Door Sill Protector
\$165 Installed MSRP*



Anodized Aluminum Shift
Knob
\$85 Installed MSRP*



Carpet Floor Mats
\$115 Installed MSRP*



Carpet Floor Mats w/Door Sill
Protector
\$181 Installed MSRP*



Emergency Assistance Kit
\$70 Installed MSRP*



First Aid Kit
\$29 Installed MSRP*



Glass Breakage Sensor
(GBS)
\$165 Installed MSRP*



Interface Kit for iPod®
\$299 Installed MSRP*



Molded Simulated Burlwood
Dash Applique by Superior
Dash
\$350 Installed MSRP*



Remote Engine Start
\$529 Installed MSRP*



Seat Back Cargo Net
\$64 Installed MSRP*



Sport Pedal Stainless Steel
\$85 Installed MSRP*



VIP-RS3000 Plus Security
System
\$299 Installed MSRP*



XM Satellite Radio Kit
\$449 Installed MSRP*

* Installed MSRP is the Manufacturers Suggested Retail Price for accessories installed by the manufacturer. Actual prices for the dealer installed accessories may vary. Please see your local Toyota dealer for pricing. Prices and product availability are subject to change without notice.

** Installation not included. See your local Toyota dealer for installed pricing. Prices and product availability are subject to change without notice.



Accessories

PERFORMANCE ACCESSORIES



TRD 17" x 8" 6 Split Spoke Forged Off-road Wheel w/ Beadlock Styling
\$3,199 Installed MSRP*



TRD 22"x9" 5-Spoke Polished Forged Aluminum Alloy Wheel
\$4,699 Installed MSRP*



TRD Forged Oil Cap
\$45 Parts Only MSRP**



TRD High Performance Brake Kit
\$2,895 Installed MSRP*



TRD Performance Air Filter
\$90 Installed MSRP*



TRD Performance Air Intake
\$475 Parts Only MSRP**



TRD Performance Handling Kit
\$1,699 Installed MSRP*



TRD Rear Sway Bar
\$299 Installed MSRP*

* Installed MSRP is the Manufacturers Suggested Retail Price for accessories installed by the manufacturer. Actual prices for the dealer installed accessories may vary. Please see your local Toyota dealer for pricing. Prices and product availability are subject to change without notice.

** Installation not included. See your local Toyota dealer for installed pricing. Prices and product availability are subject to change without notice.



WARRANTIES

Every Toyota Car, Truck and SUV is built to exceptional standards. And that's not idle boasting. We back it up with these Limited Warranty Coverages:

Basic: 36 months/36,000 miles (all components other than normal wear and maintenance items).

Hybrid-Related Component Coverage: Hybrid-related components for hybrid vehicles are covered for 8 years/100,000 miles. The HV battery may have longer coverage under emissions warranty. Refer to applicable Owner's Warranty Information booklet for details.

Powertrain: 60 months/60,000 miles (engine, transmission/transaxle, front-wheel drive, rear-wheel drive, seatbelts and airbags).

Rust-Through: 60 months/unlimited miles (corrosion perforation of sheet metal).

Emissions: Coverages vary under Federal and California regulations. Refer to applicable Owner's Warranty Information booklet for details.

Accessories: For accessories purchased at time of the new vehicle purchase, the Toyota Accessory Warranty coverage is in effect for 36 months or 36,000 miles (whichever comes first) from the vehicle's in-service date, which is the same coverage as the Basic coverage of the Toyota New Vehicle Limited Warranty.

For dealer-installed accessories purchased after the new vehicle purchase, the coverage is 12 months or 12,000 miles (whichever comes first) from the date the accessory was installed on the vehicle, or the remainder of the above 36 months or 36,000 miles Basic coverage from the vehicle's in-service date, whichever provides greater coverage, with the exception of car covers. Car covers are warranted for 12 months from the date of purchase and do not assume any coverage under the Toyota New Vehicle Limited Warranty.

For customers (non-dealer) installed accessories purchased after the new vehicle purchase, the coverage is 1 month or 12,000 miles (whichever comes first), from the purchase date of the accessory.

You may be eligible for transportation assistance if it's necessary that your vehicle be kept overnight for repairs covered under warranty. Please see your authorized Toyota dealership for further details.

For complete details about Toyota's warranties, please refer to the applicable Owner's Warranty Information booklet or see your Toyota dealer.

DISCLAIMERS

All information in this eBrochure is based on data available at time of posting, is subject to change without notice and pertains specifically to continental U.S.A vehicles only.

[1] Satellite radio requires monthly service fee. See your Toyota dealer for further details. Reception of the satellite signal may vary depending on location. All fees and programming subject to change. Subscriptions subject to the terms and conditions available at www.xmradio.com or www.sirius.com. Available only in the 48 contiguous United States.

[2] iPod® is a registered trademark of Apple, Inc.

[3] The phones on this site have been tested for Bluetooth® compatibility with Toyota vehicles. Performance will vary based on phone software version, coverage, and your wireless carrier. Phones are warranted by their manufacturer, not Toyota.

[4] The navigation system is designed to assist in locating an address or point of interest. XM NavTraffic® requires a monthly service fee and hardware, and is designed to provide real-time traffic or alternative routes of travel. Discrepancies may be encountered between the system and your actual location. Road system changes may affect the accuracy of the information provided. Rely on your common sense to decide whether to follow a specified route. Detailed coverage not available in every city or roadway. Periodic navigation updates available at an additional cost. See your Navigation System Owner's Manual for further details.

[5] The backup camera does not provide a comprehensive view of the rear area of the vehicle. You should also look around outside your vehicle and use your mirrors to confirm rearward clearance. Cold weather will limit effectiveness and view may become cloudy

[6] Headphones are for passenger use only. Do not use while operating vehicle

[7] HomeLink® is a registered trademark of Johnson Controls, Inc

[8] Brake Assist is designed to help the driver take full advantage of the benefits of ABS. It is not a substitute for safe driving practices. Braking effectiveness also depends on proper brake-system maintenance and tire and road conditions

[9] Vehicle Stability Control (VSC) is an electronic system designed to help the driver maintain vehicle control under adverse conditions. It is not a substitute for safe driving practices. Factors including speed, road conditions and driver steering input can all affect whether VSC will be effective in preventing a loss of control. Please see your Owner's Manual for further details

[10] All the airbag (AB) systems are Supplemental Restraint Systems. All ABs (if installed) are designed to inflate only under certain conditions and in certain types of severe collisions: frontal and knee ABs typically inflate in frontal collisions; side and side curtain ABs in side collisions; Roll-Sensing Curtain ABs at a severe tilt degree, roll or lateral G-force. In all other accidents, the ABs will not inflate. To decrease the risk of injury from an inflating AB, always wear seatbelts, sit upright in the middle of the seat as far back as possible and do not lean against the door. Do not put objects in front of an AB or around the seatback. Do not use a rearward-facing child seat in any front passenger seat. The force of an inflating AB may cause serious injury or death. See your Owner's Manual for further information/warnings.

[11] The Toyota Tire Pressure Monitor alerts the driver when tire pressure is critically low. For optimal tire wear and performance, tire pressure should be checked regularly with a gauge; do not rely solely on the monitor system. See your Owner's Manual for details

[12] The engine immobilizer is a state-of-the-art anti-theft system. When you insert your key into the ignition switch, the key transmits an electronic code to the vehicle. The engine will only start if the code in the transponder chip inside the key matches the code in the vehicle's immobilizer. Because the transponder chip is embedded in the key, it can be costly to replace. If you lose a key, your Toyota dealer can help, or you can find a qualified independent locksmith to perform high security key services at www.aloa.org

[13] Available for vehicle with factory security

[14] Before towing, confirm your vehicle and trailer are compatible, hooked up and loaded properly and that you have any necessary additional equipment. Do not exceed any Weight Ratings and follow all instructions in your Owner's Manual. The maximum you can tow depends on the total weight of any cargo, occupants and available equipment

[15] 5.7L V8 Long Bed models only, not available with tow equipment

[16] Flex Fuel Vehicles not available in every state. In states where available, all 4x4, 5.7L V8 models are FFV. Flex Fuel Vehicles use E85, gasoline or a combination of both. Estimated mileage will vary. Consult your dealer for nearest E85 filling stations

[17] With Tow Package, rear differential ratio is 4.100 on 4.6L models/4.300 on 5.7L models

[18] Payload is the GVWR minus curb weight and includes weight of occupants, optional equipment and cargo, limited by weight distribution. Payload is not the Vehicle Capacity Weight as defined by FMVSS 110, which will vary according to installed optional equipment

[19] When equipped with Color Keyed-Bumper Package, payload increases by 75 lbs as a result

[20] When equipped with Maximum Payload Package, payload increases by 75 lbs as a result

[21] When equipped with Tow Package, payload decreases by 75 lbs as a result

[22] When equipped with Color-Keyed Bumper Package, standard towing capacity decreases to 1500 lbs

[23] When equipped with Maximum Payload Package, standard towing capacity decreases to 8800 lbs

[24] When equipped with Tow Package, payload increases by 1400 lbs as a result.

[25] When equipped with Tow Package, payload increases by 2000 lbs as a result

[26] When equipped with Tow Package, payload increases by 1500 lbs as a result

[27] When equipped with Color-Keyed Bumper Package, standard towing capacity decreases to 1400 lbs

[27] When equipped with Color-Keyed Bumper Package, standard towing capacity decreases to 1400 lbs

[28] When equipped with Maximum Payload Package, standard towing capacity decreases to 8600 lbs.

[29] 2010 EPA-estimated mileage. Actual mileage will vary.

Helpful Links

2010 **TUNDRA**



BUYER TOOLS:

Find Local Specials
www.buyatoyota.com

Request a Quote
www.buyatoyota.com

Locate a Dealer
<http://www.toyota.com/dealers>

Competitive Comparison
<http://www.toyota.com/compare>

Toyota Financial Services
www.toyotafinancial.com

Payment Estimator
<http://www.toyotafinancial.com/estimator>

Apply for Credit
<http://www.toyotafinancial.com/apply>

Certified Used Vehicles
<http://www.toyota.com/tcuv>

Warranty Info.
www.toyotaownersonline.com/warranty

OWNER TOOLS:

Toyota Owner Resources
www.toyotaownersonline.com

Vehicle Reference Guides
<http://prg.toyotapartsandservice.com/>

Maintenance Guides
<http://smg.toyotapartsandservice.com/owners.php>

Toyota Service
<http://www.toyotaownersonline.com/service>

Car Care Tips
<http://www.toyotaownersonline.com/carcare>

Driver Tips
<http://www.toyotaownersonline.com/tips>

Genuine Toyota Parts
<http://www.toyotaownersonline.com/parts>

Do-It-Yourself Help
<http://www.toyotaownersonline.com/diy>

GENERAL INFORMATION:

Toyota News
<http://www.toyota.com/news>

Toyota Motorsports
<http://www.toyota.com/motorsports>

Toyota NASCAR Racing
<http://www.toyota.com/pitpass>

Future Concept Vehicles
<http://www.toyota.com/future>

Community Care
<http://www.toyota.com/community>

QUESTIONS:

FAQs
<http://www.toyota.com/FAQ>

Contact Toyota
<http://www.toyota.com/contact>

2010 **TUNDRA**



© 2009 Toyota Motor Sales, U.S.A., Inc. Produced 05.18.09



Model Overview



4x4 Crewmax Tundra shown in Sandy Beach Metallic with available 4.6L V8, fog lamps and 18-inch alloy wheels.














Double Cab Tundra interior shown in Graphite.




4x2 Double Cab standard bed shown in Spruce Mica with available 5.7L V8, tow package, fog lamps, mudguards and 18-inch styled steel wheels [14].

	4x4 Regular Cab w/4.6-Liter V8 6-Speed Auto	4x4 Regular Cab Long Bed w/4.6-Liter V8 6-Speed Auto	4x4 Regular Cab w/5.7-Liter V8 6-Speed Auto	4x4 Regular Cab w/5.7-Liter V8 FFV 6-Speed Automatic	4x4 Regular Cab Long Bed w/5.7-Liter V8 FFV 6-Speed Auto	4x4 Regular Cab Long Bed w/5.7-Liter V8 6-Speed Auto
MSRP**	\$27,405	\$27,735	\$28,405	\$28,405	\$28,735	\$28,735
MPG City/Highway***	13/16	13/16	13/17	13/17	13/17	13/17
Seating	3	3	3	3	3	3

EXTERIOR COLORS*

Super White 	Salsa Red Pearl 	Blue Streak Metallic 
Silver Sky Metallic 	Pyrite Mica 	
Slate Metallic 	Sandy beach metallic 	
Black 	Spruce Mica 	
Radiant Red 	Nautical Blue Metallic 	

INTERIOR COLORS*

Graphite Fabric 
Graphite Fabric SR5 Package 
Black Fabric SR5 Package 
Sand Beige Fabric SR5 Package 
Graphite Vinyl 

*This vehicle eBrochure is designed to identify vehicles commonly available in your area. If you would prefer to purchase a vehicle with no options or additional options, please contact your local dealer to check for current availability or the possibility of placing an order for such a vehicle.

**Manufacturers Suggested Retail Price, excludes the Delivery, Processing and Handling Fee of \$750 for Cars and \$800 for Trucks, Vans and SUVs. (Historically, vehicle manufacturers and distributors have charged a separate fee for processing, handling and delivering vehicles to dealerships. Toyotas charge for these services is called the "Delivery, Processing and Handling Fee" and is based on the value of the processing, handling and delivery services Toyota provides as well as Toyotas overall pricing structure. Toyota may make a profit on the Delivery, Processing and Handling Fee.) Excludes taxes, license, title and available or regionally required equipment. The Delivery, Processing and Handling Fee in AL, AR, FL, GA, LA, MS, NC, OK, SC and TX will be higher. Actual dealer price will vary.

*** 2010 EPA-estimated mileage. Actual mileage will vary.

Standard Features and Options*

2010 **TUNDRA**



- not available
- S** standard
- O** optional
- P** part of package

	4x4 Regular Cab w/4.6-Liter V8 6-Speed Auto	4x4 Regular Cab Long Bed w/4.6-Liter V8 6-Speed Auto	4x4 Regular Cab w/5.7-Liter V8 6-Speed Auto	4x4 Regular Cab w/5.7-Liter V8 FFV 6-Speed Automatic	4x4 Regular Cab Long Bed w/5.7-Liter V8 FFV 6-Speed Auto	4x4 Regular Cab Long Bed w/5.7-Liter V8 6-Speed Auto
MSRP**	\$27,405	\$27,735	\$28,405	\$28,405	\$28,735	\$28,735
Model Number	8322	8326	8324	8323	8327	8328
EXTERIOR						
Matte-black upper and lower front bumper with matte-black grille surround	P	P	P	P	P	P
Color-keyed upper and chrome lower front bumper with chrome grille surround	S	S	S	S	S	S
Chrome rear bumper	S	S	S	S	S	S
2-speed windshield wipers	P	P	P	P	P	P
Variable intermittent windshield wipers (not available with Work Truck Package)	S	S	S	S	S	S
High Solar Energy-Absorbing (HSEA) glass	S	S	S	S	S	S
Sliding rear window with privacy glass	O	O	O	O	O	O
Manual headlamp adjust	S	S	S	S	S	S
Daytime Running Lights (DRL)	S	S	S	S	S	S
Fog lamps	O	O	O	O	O	O
Manual outside mirrors	P	P	P	P	P	P
Heated power outside mirrors	S	S	S	S	S	S
Tow mirrors - power folding, manual-extend, power-adjustable, heated, with turn signals (5.7L V8)	-	-	O	O	O	O
Deck Rail System with 4 adjustable tie-down cleats	O	O	O	O	O	O
Front tow hooks (4X4 and Off-Road Package only)	S	S	S	S	S	S
Easy lower and lift tailgate	S	S	S	S	S	S

**Manufacturers Suggested Retail Price, excludes the Delivery, Processing and Handling Fee of \$750 for Cars and \$800 for Trucks, Vans and SUVs. (Historically, vehicle manufacturers and distributors have charged a separate fee for processing, handling and delivering vehicles to dealerships. Toyotas charge for these services is called the "Delivery, Processing and Handling Fee" and is based on the value of the processing, handling and delivery services Toyota provides as well as Toyotas overall pricing structure. Toyota may make a profit on the Delivery, Processing and Handling Fee.) Excludes taxes, license, title and available or regionally required equipment. The Delivery, Processing and Handling Fee in AL, AR, FL, GA, LA, MS, NC, OK, SC and TX will be higher. Actual dealer price will vary.

© 2009 Toyota Motor Sales, U.S.A., Inc. Produced 05.18.09

Standard Features and Options*

2010 **TUNDRA**



- not available
- S** standard
- O** optional
- P** part of package

	4x4 Regular Cab w/4.6-Liter V8 6-Speed Auto	4x4 Regular Cab Long Bed w/4.6-Liter V8 6-Speed Auto	4x4 Regular Cab w/5.7-Liter V8 6-Speed Auto	4x4 Regular Cab w/5.7-Liter V8 FFV 6-Speed Automatic	4x4 Regular Cab Long Bed w/5.7-Liter V8 FFV 6-Speed Auto	4x4 Regular Cab Long Bed w/5.7-Liter V8 6-Speed Auto
Deck rail and tailgate caps	S	S	S	S	S	S
Front and rear mudguards	O P	O P	O P	O P	O P	O P
INTERIOR						
AM/FM/MP3 CD player with satellite radio capability [1], aux input and 4 speakers	S	S	S	S	S	S
AM/FM/MP3 CD player, integrated satellite radio [1], with 3-month free subscription to XM Satellite Radio [1], aux/USB input with iPod® [2] connectivity, hands-free phone capability and music streaming via Bluetooth® [3], steering wheel audio controls and 4 speakers	O	O	O	O	O	O
DVD navigation system [4] with AM/FM/MP3 CD player, backup monitor [5], satellite radio capability [1], aux input and 4 speakers	O	O	O	O	O	O
Transmission fluid temperature gauge not available with 4.0L V6, requires Tow Package	S	S	S	S	S	S
Speedometer, tripmeter, digital clock	S	S	S	S	S	S
Tachometer (not available with Work Truck Package)	S	S	S	S	S	S
Outside temperature gauge (not available with Work Truck Package)	S	S	S	S	S	S
Dual zone climate control with sync mode (driver and passenger)	S	S	S	S	S	S
Backup camera [5] linked to electrochromic mirror with integrated backup camera monitor [5]	O	O	O	O	O	O
2 front 12-volt powerpoints	S	S	S	S	S	S
Cruise control	S	S	S	S	S	S
Tilt steering wheel with column shifter (bench seat)	S	S	S	S	S	S
Tilt/telescopic steering wheel with console shifter (bucket seats)	O	O	O	O	O	O
Front maplamp	S	S	S	S	S	S
Illuminated entry system, illuminated glove box and ashtray (not available with Work Truck Package)	S	S	S	S	S	S
Power windows, door locks and remote keyless entry system (not available with Work Truck Package)	S	S	S	S	S	S

*This vehicle eBrochure is designed to identify vehicles commonly available in your area. If you would prefer to purchase a vehicle with no options or additional options, please contact your local dealer to check for current availability or the possibility of placing an order for such a vehicle.

Standard Features and Options*

2010 **TUNDRA**



- not available
- S** standard
- O** optional
- P** part of package

	4x4 Regular Cab w/4.6-Liter V8 6-Speed Auto	4x4 Regular Cab Long Bed w/4.6-Liter V8 6-Speed Auto	4x4 Regular Cab w/5.7-Liter V8 6-Speed Auto	4x4 Regular Cab w/5.7-Liter V8 FFV 6-Speed Automatic	4x4 Regular Cab Long Bed w/5.7-Liter V8 FFV 6-Speed Auto	4x4 Regular Cab Long Bed w/5.7-Liter V8 6-Speed Auto
Front and rear clearance sonar	O	O	O	O	O	O
Manual rearview mirror	S	S	S	S	S	S
Auto-dimming rearview mirror with HomeLink® [7] universal transceiver, compass and maplamps	O	O	O	O	O	O
Front 40/20/40 split-and-fold bench seat with 4-way adjustable driver's and 4-way adjustable passenger seats	S	S	S	S	S	S
Cloth-trimmed bucket seats with 4-way manual-adjustable driver's and 4-way adjustable passenger seats	O	-	O	O	-	-
2-way adjustable front headrests	S	S	S	S	S	S
Rubber-type flooring	P	P	P	P	P	P
Carpeted flooring	S	S	S	S	S	S
4 cup holders in first row, 2 cup holders in second row	S	S	S	S	S	S
Center-console storage area with 12-volt powerpoint and sliding armrest for laptop computer or hanging file folder storage (bucket seats)	O	O	O	O	O	O
SAFETY						
Star Safety System™ — 4-wheel disc Anti-lock Brake System (ABS) with Electronic Brake-force Distribution (EBD), Brake Assist [8], Vehicle Stability Control (VSC) [8] + Traction Control (TRAC)	S	S	S	S	S	S
3-point seatbelts in all seating positions	S	S	S	S	S	S
Driver and front passenger seatbelt pretensioners with force limiters	S	S	S	S	S	S
Driver and front outboard passenger airbags with Advanced Airbag System [10]	S	S	S	S	S	S
Driver and front outboard passenger seat-mounted side airbags and front and rear roll-sensing side curtain airbags (RSCA) [10]	S	S	S	S	S	S
Driver and front outboard passenger knee airbags [10]	S	S	S	S	S	S
Front passenger airbag cutoff switch [10]	S	S	S	S	S	S
LATCH (Lower Anchors and Tethers for Children) for outboard passenger seat only. Top tether anchor for center seat.	S	S	S	S	S	S

*This vehicle eBrochure is designed to identify vehicles commonly available in your area. If you would prefer to purchase a vehicle with no options or additional options, please contact your local dealer to check for current availability or the possibility of placing an order for such a vehicle.

Standard Features and Options*

2010 **TUNDRA**



- not available
- S** standard
- O** optional
- P** part of package

	4x4 Regular Cab w/4.6-Liter V8 6-Speed Auto	4x4 Regular Cab Long Bed w/4.6-Liter V8 6-Speed Auto	4x4 Regular Cab w/5.7-Liter V8 6-Speed Auto	4x4 Regular Cab w/5.7-Liter V8 FFV 6-Speed Automatic	4x4 Regular Cab Long Bed w/5.7-Liter V8 FFV 6-Speed Auto	4x4 Regular Cab Long Bed w/5.7-Liter V8 6-Speed Auto
Tire Pressure Monitor System (TPMS) [11]	S	S	S	S	S	S
Anti-theft alarm system	O	O	O	O	O	O
Engine immobilizer [12]	O	O	O	O	O	O

*This vehicle eBrochure is designed to identify vehicles commonly available in your area. If you would prefer to purchase a vehicle with no options or additional options, please contact your local dealer to check for current availability or the possibility of placing an order for such a vehicle.

**Regular Cab Packages and Options**

WORK TRUCK PACKAGE - Includes matte-black upper and lower front bumper with matte-black grille surround, heavy-duty vinyl bench seat, rubber-type flooring, black instrument panel, manual outside mirrors and windows and 2-speed windshield wipers. Deletes cruise control, remote keyless entry and courtesy lamps.

TRD OFF-ROAD PACKAGE - Includes off-road-tuned suspension, Bilstein® shocks, unique 18-in. alloy wheels with P275/65R18 BFGoodrich® tires, fog lamps, manual sliding rear window with privacy glass (Regular Cab), engine and fuel tank skid plates, front tow hooks, and TRD Off-Road Package graphics

SR5 PACKAGE - Includes cruise control, remote keyless entry, power outside mirrors, engine skid plate and SR5 seat fabric. Includes styled steel wheels

COLOR-KEYED BUMPER PACKAGE - Includes color-keyed front and rear bumpers and grille surround, fog lamps and sliding rear window with privacy glass

COLD WEATHER PACKAGE - Includes heavy-duty battery and heavy-duty starter, windshield wiper de-icer grid with timer and front and rear mudguards

TOW PACKAGE [14] - Includes tow hitch receiver, trailer brake controller prewire, 4.300 rear axle ratio (4.100 on 4.6L V8), TOW/HAUL mode switch, transmission fluid temperature gauge, supplemental transmission cooler, 7-pin connector, heavy-duty alternator and battery

MAXIMUM PAYLOAD PACKAGE [15] - 5.7L V8 with Long Bed; 2020 lbs.(4x4)

Specifications

2010 **TUNDRA**



	4x4 Regular Cab w/4.6-Liter V8 6-Speed Auto	4x4 Regular Cab Long Bed w/4.6-Liter V8 6-Speed Auto	4x4 Regular Cab w/5.7-Liter V8 6-Speed Auto	4x4 Regular Cab w/5.7-Liter V8 FFV 6-Speed Automatic	4x4 Regular Cab Long Bed w/5.7-Liter V8 FFV 6-Speed Auto	4x4 Regular Cab Long Bed w/5.7-Liter V8 6-Speed Auto
MSRP**	\$27,405	\$27,735	\$28,405	\$28,405	\$28,735	\$28,735
Model Number	8322	8326	8324	8323	8327	8328
MECHANICAL/PERFORMANCE						
4.6L DOHC 32V i-FORCE V8 with Dual Independent Variable Valve Timing with Intelligence (VVT-i), Horsepower: 310 hp @ 5600 rpm; Torque: 327 lb.-ft. @ 3400 rpm, aluminum block with aluminum heads, Acoustically Controlled Induction System (ACIS) dual-stage intake manifold, Compression ratio: 10.2:1, Emissions: ULEV II	Standard			N/A		
5.7L DOHC 32V i-FORCE V8 with Dual Independent Variable Valve Timing with Intelligence (VVT-i), Horsepower: 381 hp @ 5600 rpm; Torque: 401 lb.-ft. @ 3600 rpm; Aluminum block with aluminum heads, Acoustically Controlled Induction System (ACIS) dual stage intake manifold, Compression ratio: 10.2:1, Emissions: ULEV II	N/A		Standard	N/A		Standard
5.7L DOHC 32V i-FORCE V8 with Dual Independent Variable Valve Timing with Intelligence (VVT-i), Ethanol technology [16], Horsepower: 381 hp @ 5600 rpm; Torque: 401 lb.-ft. @ 3600 rpm; Aluminum block with aluminum heads, Acoustically Controlled Induction System (ACIS) dual stage intake manifold, Compression ratio: 10.2:1, Emissions: ULEV II, E85 Flex Fuel	N/A			Standard		N/A
Transmission	6-speed electronically controlled transmission with intelligence (ECT-i), sequential shift mode and uphill/downhill shift logic, TOW/HAUL mode (4.6L and 5.7L V8 models with Tow Package)					
4WD Demand system with electronically controlled 2-speed transfer case (V8 only)	Standard					
Automatic Limited-Slip Differential (Auto LSD)	Standard					
Suspension	Front independent coil-spring high-mounted double-wishbone with stabilizer bar and low-pressure nitrogen gas shocks; rear live axle with trapezoidal multi-leaf rear suspension and staggered outboard-mounted low-pressure nitrogen gas shocks					
Breaks	Power-assisted 4-wheel Anti-lock Brake System (ABS)					
Steering	Rack-and-pinion hydraulic power steering					
Ratio:	18.1					
Turns, (lock-to-lock)	3.71					
Turning circle diameter, curb to curb (ft.) (Standard Bed/Long Bed)	39.2'/44.0'					
Rear differential ratio/ring gear size [17]	4.100/9.5"			4.300/10.5"		

**Manufacturers Suggested Retail Price, excludes the Delivery, Processing and Handling Fee of \$750 for Cars and \$800 for Trucks, Vans and SUVs. (Historically, vehicle manufacturers and distributors have charged a separate fee for processing, handling and delivering vehicles to dealerships. Toyotas charge for these services is called the "Delivery, Processing and Handling Fee" and is based on the value of the processing, handling and delivery services Toyota provides as well as Toyotas overall pricing structure. Toyota may make a profit on the Delivery, Processing and Handling Fee.) Excludes taxes, license, title and available or regionally required equipment. The Delivery, Processing and Handling Fee in AL, AR, FL, GA, LA, MS, NC, OK, SC and TX will be higher. Actual dealer price will vary.

© 2009 Toyota Motor Sales, U.S.A., Inc. Produced 05.18.09

Specifications

2010 **TUNDRA**



	4x4 Regular Cab w/4.6-Liter V8 6- Speed Auto	4x4 Regular Cab Long Bed w/4.6- Liter V8 6-Speed Auto	4x4 Regular Cab w/5.7-Liter V8 6- Speed Auto	4x4 Regular Cab w/5.7-Liter V8 FFV 6-Speed Automatic	4x4 Regular Cab Long Bed w/5.7- Liter V8 FFV 6- Speed Auto	4x4 Regular Cab Long Bed w/5.7- Liter V8 6-Speed Auto
Transfer case (high/low)	1.000/2.618					
EXTERIOR DIMENSIONS (in.)						
Overall height	76.2					
Overall width	79.9					
Overall length	209.8	228.7	209.8		228.7	
Wheelbase	126.8	145.7	126.8		145.7	
Inside bed length	78.7	97.6	78.7		97.6	
Inside bed depth	22.2					
Inside bed width at tailgate	66.4					
Inside bed width between wheelwells	50.0					
Track (front and rear)	67.9					
Ground clearance	10.6					
Maximum load height	35.4					
INTERIOR DIMENSIONS (in.)						
Head room	40.2					
Hip room	63.0					
Leg room	42.5					
Shoulder room	66.7					
Maximum seating capacity	3					
WEIGHTS/CAPACITIES						
Curb weight (lbs.)	5005	5110	5080		5180	
Gross Vehicle Weight Rating (GVWR) (lbs.)	6800	7000	6800		7200	
Maximum Payload [18] (lbs.)	1795 [19]	1890	1645 [19]		1945 [20]	
Towing capacity [14] (lbs.)	8700 [22]	8600	10100 [27]		10500 [28]	
Fuel tank (gallons)	26.4					
TIRES						
18-in. steel wheels with P255/70R18 tires	Standard					
18-in. styled steel wheels with P255/70R18 tires	Available					
18-in. alloy wheels with P275/65R18 tires	Available					
20-in. alloy wheels with P275/55R20 tires	Available					
18-in. TRD Off-Road Package wheels with P275/65R18 BFGoodrich® tires	Available					
MPG						

Specifications

2010 **TUNDRA**



	4x4 Regular Cab w/4.6-Liter V8 6-Speed Auto	4x4 Regular Cab Long Bed w/4.6-Liter V8 6-Speed Auto	4x4 Regular Cab w/5.7-Liter V8 6-Speed Auto	4x4 Regular Cab w/5.7-Liter V8 FFV 6-Speed Automatic	4x4 Regular Cab Long Bed w/5.7-Liter V8 FFV 6-Speed Auto	4x4 Regular Cab Long Bed w/5.7-Liter V8 6-Speed Auto
Mileage estimates (mpg city/highway) [29]		14/19	13/17		N/A	13/17



Accessories

EXTERIOR ACCESSORIES



20" Machined Star 5 Spoke Wheel
\$1,695 Installed MSRP*



Ball Mounts
\$65 Parts Only MSRP**



Bed Extender
\$320 Installed MSRP*



Bedliner w/Deck Rail System
Long Bed
\$395 Installed MSRP*
Regular Cab
\$365 Installed MSRP*



Bedliner w/o deck rail
Long Bed
\$375 Installed MSRP*
Regular Bed
\$345 Installed MSRP*



Bed Mat
Long Bed
\$137 Installed MSRP*
Regular Cab
\$127 Installed MSRP*




Bed Rug
Long Bed
\$434 Parts Only MSRP**
Regular Bed
\$419 Parts Only MSRP**



Bed Step
\$300 Installed MSRP*



Cargo Divider
\$345 Installed MSRP*



Cargo Net Exterior
\$49 Installed MSRP*



Deck rail system w/ 4 Tie Down Cleats
Long Bed
\$220 Installed MSRP*
Regular Bed
\$210 Installed MSRP*



Exhaust Tip
\$85 Installed MSRP*



Front Skid Plate
\$425 Installed MSRP*



Hood Protector
\$165 Installed MSRP*



Locking Bike Fork Attachment
\$95 Installed MSRP*



Mini Tie Down w/Hook (set of 2)
\$45 Installed MSRP*



Spare Tire Lock
\$73 Installed MSRP*



Stepboards Brushed Stainless Steel
\$475 Installed MSRP*



Tonneau Cover
\$1,575 Installed MSRP*

* Installed MSRP is the Manufacturers Suggested Retail Price for accessories installed by the manufacturer. Actual prices for the dealer installed accessories may vary. Please see your local Toyota dealer for pricing. Prices and product availability are subject to change without notice.

** Installation not included. See your local Toyota dealer for installed pricing. Prices and product availability are subject to change without notice.



Accessories

INTERIOR ACCESSORIES



Tow Hitch w/ 7 Pin Connector
\$520 Installed MSRP*



Wheel Locks
\$81 Installed MSRP*



All Weather Mats
\$55 Installed MSRP*



All Weather Mats w/ Door Sill Protector
\$94 Installed MSRP*



Anodized Aluminum Shift Knob
\$85 Installed MSRP*



BLU Logic® Hands-free System
\$299 Installed MSRP*



Carpet Floor Mats
\$72 Installed MSRP*



Carpet Floor Mat w/Door Sill Protector
\$111 Installed MSRP*



Emergency Assistance Kit
\$70 Installed MSRP*



First Aid Kit
\$29 Installed MSRP*



Glass Breakage Sensor (GBS)
\$165 Installed MSRP*



Interface Kit for iPod®
\$299 Installed MSRP*



Remote Engine Start
\$529 Installed MSRP*



Sport Pedal Stainless Steel
\$85 Installed MSRP*



VIP-RS3000 Plus Security System
\$299 Installed MSRP*



XM Satellite Radio Kit
\$449 Installed MSRP*

* Installed MSRP is the Manufacturers Suggested Retail Price for accessories installed by the manufacturer. Actual prices for the dealer installed accessories may vary. Please see your local Toyota dealer for pricing. Prices and product availability are subject to change without notice.

** Installation not included. See your local Toyota dealer for installed pricing. Prices and product availability are subject to change without notice.



Accessories

PERFORMANCE ACCESSORIES



TRD 17" x 8" 6 Split Spoke Forged Off-road Wheel w/ Beadlock Styling
\$3,199 Installed MSRP*



TRD 22"x9" 5-Spoke Polished Forged Aluminum Alloy Wheel
\$4,699 Installed MSRP*



TRD Forged Oil Cap
\$45 Parts Only MSRP**



TRD High Performance Brake Kit
\$2,895 Installed MSRP*



TRD Performance Air Filter
\$90 Installed MSRP*



TRD Performance Air Intake
\$475 Parts Only MSRP**



TRD Performance Handling Kit
\$1,699 Installed MSRP*



TRD Rear Sway Bar
\$299 Installed MSRP*

* Installed MSRP is the Manufacturers Suggested Retail Price for accessories installed by the manufacturer. Actual prices for the dealer installed accessories may vary. Please see your local Toyota dealer for pricing. Prices and product availability are subject to change without notice.

** Installation not included. See your local Toyota dealer for installed pricing. Prices and product availability are subject to change without notice.



WARRANTIES

Every Toyota Car, Truck and SUV is built to exceptional standards. And that's not idle boasting. We back it up with these Limited Warranty Coverages:

Basic: 36 months/36,000 miles (all components other than normal wear and maintenance items).

Hybrid-Related Component Coverage: Hybrid-related components for hybrid vehicles are covered for 8 years/100,000 miles. The HV battery may have longer coverage under emissions warranty. Refer to applicable Owner's Warranty Information booklet for details.

Powertrain: 60 months/60,000 miles (engine, transmission/transaxle, front-wheel drive, rear-wheel drive, seatbelts and airbags).

Rust-Through: 60 months/unlimited miles (corrosion perforation of sheet metal).

Emissions: Coverages vary under Federal and California regulations. Refer to applicable Owner's Warranty Information booklet for details.

Accessories: For accessories purchased at time of the new vehicle purchase, the Toyota Accessory Warranty coverage is in effect for 36 months or 36,000 miles (whichever comes first) from the vehicle's in-service date, which is the same coverage as the Basic coverage of the Toyota New Vehicle Limited Warranty.

For dealer-installed accessories purchased after the new vehicle purchase, the coverage is 12 months or 12,000 miles (whichever comes first) from the date the accessory was installed on the vehicle, or the remainder of the above 36 months or 36,000 miles Basic coverage from the vehicle's in-service date, whichever provides greater coverage, with the exception of car covers. Car covers are warranted for 12 months from the date of purchase and do not assume any coverage under the Toyota New Vehicle Limited Warranty.

For customers (non-dealer) installed accessories purchased after the new vehicle purchase, the coverage is 1 month or 12,000 miles (whichever comes first), from the purchase date of the accessory.

You may be eligible for transportation assistance if it's necessary that your vehicle be kept overnight for repairs covered under warranty. Please see your authorized Toyota dealership for further details.

For complete details about Toyota's warranties, please refer to the applicable Owner's Warranty Information booklet or see your Toyota dealer.

DISCLAIMERS

All information in this eBrochure is based on data available at time of posting, is subject to change without notice and pertains specifically to continental U.S.A vehicles only.

[1] Satellite radio requires monthly service fee. See your Toyota dealer for further details. Reception of the satellite signal may vary depending on location. All fees and programming subject to change. Subscriptions subject to the terms and conditions available at www.xmradio.com or www.sirius.com. Available only in the 48 contiguous United States.

[2] iPod® is a registered trademark of Apple, Inc.

[3] The phones on this site have been tested for Bluetooth® compatibility with Toyota vehicles. Performance will vary based on phone software version, coverage, and your wireless carrier. Phones are warranted by their manufacturer, not Toyota.

[4] The navigation system is designed to assist in locating an address or point of interest. XM NavTraffic® requires a monthly service fee and hardware, and is designed to provide real-time traffic or alternative routes of travel. Discrepancies may be encountered between the system and your actual location. Road system changes may affect the accuracy of the information provided. Rely on your common sense to decide whether to follow a specified route. Detailed coverage not available in every city or roadway. Periodic navigation updates available at an additional cost. See your Navigation System Owner's Manual for further details.

[5] The backup camera does not provide a comprehensive view of the rear area of the vehicle. You should also look around outside your vehicle and use your mirrors to confirm rearward clearance. Cold weather will limit effectiveness and view may become cloudy

[6] Headphones are for passenger use only. Do not use while operating vehicle

[7] HomeLink® is a registered trademark of Johnson Controls, Inc

[8] Brake Assist is designed to help the driver take full advantage of the benefits of ABS. It is not a substitute for safe driving practices. Braking effectiveness also depends on proper brake-system maintenance and tire and road conditions

[9] Vehicle Stability Control (VSC) is an electronic system designed to help the driver maintain vehicle control under adverse conditions. It is not a substitute for safe driving practices. Factors including speed, road conditions and driver steering input can all affect whether VSC will be effective in preventing a loss of control. Please see your Owner's Manual for further details

[10] All the airbag (AB) systems are Supplemental Restraint Systems. All ABs (if installed) are designed to inflate only under certain conditions and in certain types of severe collisions: frontal and knee ABs typically inflate in frontal collisions; side and side curtain ABs in side collisions; Roll-Sensing Curtain ABs at a severe tilt degree, roll or lateral G-force. In all other accidents, the ABs will not inflate. To decrease the risk of injury from an inflating AB, always wear seatbelts, sit upright in the middle of the seat as far back as possible and do not lean against the door. Do not put objects in front of an AB or around the seatback. Do not use a rearward-facing child seat in any front passenger seat. The force of an inflating AB may cause serious injury or death. See your Owner's Manual for further information/warnings.

[11] The Toyota Tire Pressure Monitor alerts the driver when tire pressure is critically low. For optimal tire wear and performance, tire pressure should be checked regularly with a gauge; do not rely solely on the monitor system. See your Owner's Manual for details

[12] The engine immobilizer is a state-of-the-art anti-theft system. When you insert your key into the ignition switch, the key transmits an electronic code to the vehicle. The engine will only start if the code in the transponder chip inside the key matches the code in the vehicle's immobilizer. Because the transponder chip is embedded in the key, it can be costly to replace. If you lose a key, your Toyota dealer can help, or you can find a qualified independent locksmith to perform high security key services at www.aloa.org

[13] Available for vehicle with factory security

[14] Before towing, confirm your vehicle and trailer are compatible, hooked up and loaded properly and that you have any necessary additional equipment. Do not exceed any Weight Ratings and follow all instructions in your Owner's Manual. The maximum you can tow depends on the total weight of any cargo, occupants and available equipment

[15] 5.7L V8 Long Bed models only, not available with tow equipment

[16] Flex Fuel Vehicles not available in every state. In states where available, all 4x4, 5.7L V8 models are FFV. Flex Fuel Vehicles use E85, gasoline or a combination of both. Estimated mileage will vary. Consult your dealer for nearest E85 filling stations

[17] With Tow Package, rear differential ratio is 4.100 on 4.6L models/4.300 on 5.7L models

[18] Payload is the GVWR minus curb weight and includes weight of occupants, optional equipment and cargo, limited by weight distribution. Payload is not the Vehicle Capacity Weight as defined by FMVSS 110, which will vary according to installed optional equipment

[19] When equipped with Color Keyed-Bumper Package, payload increases by 75 lbs as a result

[20] When equipped with Maximum Payload Package, payload increases by 75 lbs as a result

[21] When equipped with Tow Package, payload decreases by 75 lbs as a result

[22] When equipped with Color-Keyed Bumper Package, standard towing capacity decreases to 1500 lbs

[23] When equipped with Maximum Payload Package, standard towing capacity decreases to 8800 lbs

[24] When equipped with Tow Package, payload increases by 1400 lbs as a result.

[25] When equipped with Tow Package, payload increases by 2000 lbs as a result

[26] When equipped with Tow Package, payload increases by 1500 lbs as a result

[27] When equipped with Color-Keyed Bumper Package, standard towing capacity decreases to 1400 lbs

[27] When equipped with Color-Keyed Bumper Package, standard towing capacity decreases to 1400 lbs

[28] When equipped with Maximum Payload Package, standard towing capacity decreases to 8600 lbs.

[29] 2010 EPA-estimated mileage. Actual mileage will vary.

Helpful Links

2010 **TUNDRA**



BUYER TOOLS:

Find Local Specials
www.buyatoyota.com

Request a Quote
www.buyatoyota.com

Locate a Dealer
<http://www.toyota.com/dealers>

Competitive Comparison
<http://www.toyota.com/compare>

Toyota Financial Services
www.toyotafinancial.com

Payment Estimator
<http://www.toyotafinancial.com/estimator>

Apply for Credit
<http://www.toyotafinancial.com/apply>

Certified Used Vehicles
<http://www.toyota.com/tcuv>

Warranty Info.
www.toyotaownersonline.com/warranty

OWNER TOOLS:

Toyota Owner Resources
www.toyotaownersonline.com

Vehicle Reference Guides
<http://prg.toyotapartsandservice.com/>

Maintenance Guides
<http://smg.toyotapartsandservice.com/owners.php>

Toyota Service
<http://www.toyotaownersonline.com/service>

Car Care Tips
<http://www.toyotaownersonline.com/carcare>

Driver Tips
<http://www.toyotaownersonline.com/tips>

Genuine Toyota Parts
<http://www.toyotaownersonline.com/parts>

Do-It-Yourself Help
<http://www.toyotaownersonline.com/diy>

GENERAL INFORMATION:

Toyota News
<http://www.toyota.com/news>

Toyota Motorsports
<http://www.toyota.com/motorsports>

Toyota NASCAR Racing
<http://www.toyota.com/pitpass>

Future Concept Vehicles
<http://www.toyota.com/future>

Community Care
<http://www.toyota.com/community>

QUESTIONS:

FAQs
<http://www.toyota.com/FAQ>

Contact Toyota
<http://www.toyota.com/contact>

2010 **TUNDRA**



© 2009 Toyota Motor Sales, U.S.A., Inc. Produced 05.18.09



Model Overview



4x4 Crewmax Tundra shown in Sandy Beach Metallic with available 4.6L V8, fog lamps and 18-inch alloy wheels.



Double Cab Tundra interior shown in Graphite.



4x2 Double Cab standard bed shown in Spruce Mica with available 5.7L V8, tow package, fog lamps, mudguards and 18-inch styled steel wheels [14].

	4x4 Double Cab Tundra w/4.6-Liter V8 6-Speed Auto	4x4 Double Cab Long Bed w/4.6-Liter V8 6-Speed Auto	4x4 Double Cab Tundra w/5.7-Liter V8 6-Speed Auto	4x4 Double Cab w/5.7-Liter V8 FFV 6-Speed Auto	4x4 Double Cab Long Bed w/5.7-Liter V8 FFV 6-Speed Auto	4x4 Double Cab Long Bed w/5.7-Liter V8 6-Speed Automatic	4x2 Double Cab Limited 4.6L V8 6-Speed Auto	4x4 Double Cab Ltd w/5.7-Liter V8 FFV 6-Speed Auto	4x4 Double Cab Ltd w/5.7-Liter V8 6-Speed Auto
MSRP**	\$28,690	\$29,620	\$29,990	\$29,990	\$30,980	\$30,980	\$38,320	\$39,620	\$39,620
MPG City/Highway***	13/16	13/16	13/17	13/17	13/17	13/17	14/19	13/17	13/17
Seating	6	6	6	6	6	6	5	5	5

EXTERIOR COLORS*

Super White		Salsa Red Pearl		Blue Streak Metallic	
Silver Sky Metallic		Pyrite Mica			
Slate Metallic		Sandy Beach Metallic			
Black		Spruce Mica			
Radiant Red		Nautical Blue Metallic			

INTERIOR COLORS*

Graphite Fabric		Sand Beige Fabric SR5 Package	
Black Fabric		Limited - Graphite Leather	
Sand Beige Fabric		Limited - Red Rock Leather	
Graphite Fabric SR5 Package		Limited - Sand Beige Leather	
Black Fabric SR5 Package			

*This vehicle eBrochure is designed to identify vehicles commonly available in your area. If you would prefer to purchase a vehicle with no options or additional options, please contact your local dealer to check for current availability or the possibility of placing an order for such a vehicle.

**Manufacturers Suggested Retail Price, excludes the Delivery, Processing and Handling Fee of \$750 for Cars and \$800 for Trucks, Vans and SUVs. (Historically, vehicle manufacturers and distributors have charged a separate fee for processing, handling and delivering vehicles to dealerships. Toyotas charge for these services is called the "Delivery, Processing and Handling Fee" and is based on the value of the processing, handling and delivery services Toyota provides as well as Toyotas overall pricing structure. Toyota may make a profit on the Delivery, Processing and Handling Fee.) Excludes taxes, license, title and available or regionally required equipment. The Delivery, Processing and Handling Fee in AL, AR, FL, GA, LA, MS, NC, OK, SC and TX will be higher. Actual dealer price will vary.

*** 2010 EPA-estimated mileage. Actual mileage will vary.

Standard Features and Options*

2010 **TUNDRA**



- not available
- S** standard
- O** optional
- P** part of package

	4x4 Double Cab Tundra w/4.6-Liter V8 6-Speed Auto	4x4 Double Cab Long Bed w/4.6-Liter V8 6-Speed Auto	4x4 Double Cab Tundra w/5.7-Liter V8 6-Speed Auto	4x4 Double Cab w/5.7-Liter V8 FFV 6-Speed Auto	4x4 Double Cab Long Bed w/5.7-Liter V8 FFV 6-Speed Auto	4x4 Double Cab Long Bed w/5.7-Liter V8 6-Speed Automatic	4x2 Double Cab Limited 4.6L V8 6-Speed Auto	4x4 Double Cab Ltd w/5.7-Liter V8 FFV 6-Speed Auto	4x4 Double Cab Ltd w/5.7-Liter V8 6-Speed Auto
MSRP**	\$28,690	\$29,620	\$29,990	\$29,990	\$30,980	\$30,980	\$38,320	\$39,620	\$39,620
Model Number	8339	8343	8341	8331	8335	8345	8350	8354	8352
EXTERIOR									
Matte-black upper and lower front bumper with matte-black grille surround	P	P	P	P	P	P	-	-	-
Color-keyed upper and chrome lower front bumper with chrome grille surround	S	S	S	S	S	S	-	-	-
Color-keyed front bumper with chrome grille surround and matte-silver bullet-style inner grille	-	-	-	-	-	-	S	S	S
Chrome rear bumper	S	S	S	S	S	S	S	S	S
2-speed windshield wipers	P	P	P	P	P	P	-	-	-
Variable intermittent windshield wipers (not available with Work Truck Package)	S	S	S	S	S	S	S	S	S
Privacy glass on rear doors (requires sliding rear window)	O	O	O	O	O	O	S	S	S
High Solar Energy-Absorbing (HSEA) glass	S	S	S	S	S	S	S	S	S
Power horizontal sliding rear window with defroster and privacy glass	O	O	O	O	O	O	S	S	S
Sliding rear window with privacy glass	O	O	O	O	O	O	-	-	-
Manual headlamp adjust	S	S	S	S	S	S	S	S	S
Daytime Running Lights (DRL)	S	S	S	S	S	S	S	S	S
Fog lamps (V8 models)	O	O	O	O	O	O	S	S	S
Manual outside mirrors	P	P	P	P	P	P	-	-	-
Heated power outside mirrors	S	S	S	S	S	S	-	-	-

**Manufacturers Suggested Retail Price, excludes the Delivery, Processing and Handling Fee of \$750 for Cars and \$800 for Trucks, Vans and SUVs. (Historically, vehicle manufacturers and distributors have charged a separate fee for processing, handling and delivering vehicles to dealerships. Toyotas charge for these services is called the "Delivery, Processing and Handling Fee" and is based on the value of the processing, handling and delivery services Toyota provides as well as Toyotas overall pricing structure. Toyota may make a profit on the Delivery, Processing and Handling Fee.) Excludes taxes, license, title and available or regionally required equipment. The Delivery, Processing and Handling Fee in AL, AR, FL, GA, LA, MS, NC, OK, SC and TX will be higher. Actual dealer price will vary.

© 2009 Toyota Motor Sales, U.S.A., Inc. Produced 05.18.09

Standard Features and Options*

2010 **TUNDRA**



- not available
- S** standard
- O** optional
- P** part of package

	4x4 Double Cab Tundra w/4.6-Liter V8 6-Speed Auto	4x4 Double Cab Long Bed w/4.6-Liter V8 6-Speed Auto	4x4 Double Cab Tundra w/5.7-Liter V8 6-Speed Auto	4x4 Double Cab w/5.7-Liter V8 FFV 6-Speed Auto	4x4 Double Cab Long Bed w/5.7-Liter V8 FFV 6-Speed Auto	4x4 Double Cab Long Bed w/5.7-Liter V8 6-Speed Automatic	4x2 Double Cab Limited 4.6L V8 6-Speed Auto	4x4 Double Cab Ltd w/5.7-Liter V8 FFV 6-Speed Auto	4x4 Double Cab Ltd w/5.7-Liter V8 6-Speed Auto
Chrome power, retractable, heated, auto-dimming outside mirrors with turn signals	-	-	-	-	-	-	S	S	S
Tow mirrors - power folding, manual-extend, power-adjustable, heated, with turn signals (5.7L V8)	-	-	O	O	O	O	-	O	O
Deck Rail System with 4 adjustable tie-down cleats	O	O	O	O	O	O	S	S	S
Front tow hooks (4X4 and Off-Road Package only)	S	S	S	S	S	S	S	S	S
Easy lower and lift tailgate	S	S	S	S	S	S	S	S	S
Deck rail and tailgate caps	S	S	S	S	S	S	S	S	S
Front and rear mudguards	O P	O P	O P	O P	O P	O P	S	S	S
Running boards	O	O	O	O	O	O	O	O	O
INTERIOR									
AM/FM/MP3 CD player with satellite radio capability [1], aux input and 6 speakers	S	S	S	S	S	S	-	-	-
AM/FM/MP3 CD player with satellite radio capability [1], aux input and 6 speakers	O	O	O	O	O	O	-	-	-
JBL® AM/FM/MP3 6-disc CD changer, integrated satellite radio [1] with 3-month free subscription to XM Satellite Radio [1], aux/USB input with iPod® [2] connectivity, hands-free phone capability and music streaming via Bluetooth® [3], steering wheel audio controls and 10 speakers with subwoofer	O	O	O	O	O	O	S	S	S
DVD navigation system [4] with AM/FM/MP3 CD player, backup monitor [5], satellite radio capability [1], aux input and 6 speakers	O	O	O	O	O	O	-	-	-
DVD navigation system [4] with JBL® AM/FM/MP3 4-disc CD changer, backup monitor [5], integrated satellite radio [1] with 3-month free subscription to XM Satellite Radio [1] and XM NavTraffic® [4], aux/USB input with iPod® [2] connectivity, hands-free phone capability and music streaming via Bluetooth® [3], steering wheel audio controls and 10 speakers with subwoofer	-	-	-	-	-	-	O	O	O

*This vehicle eBrochure is designed to identify vehicles commonly available in your area. If you would prefer to purchase a vehicle with no options or additional options, please contact your local dealer to check for current availability or the possibility of placing an order for such a vehicle.

Standard Features and Options*

2010 **TUNDRA**



- not available
- S** standard
- O** optional
- P** part of package

	4x4 Double Cab Tundra w/4.6-Liter V8 6-Speed Auto	4x4 Double Cab Long Bed w/4.6-Liter V8 6-Speed Auto	4x4 Double Cab Tundra w/5.7-Liter V8 6-Speed Auto	4x4 Double Cab w/5.7-Liter V8 FFV 6-Speed Auto	4x4 Double Cab Long Bed w/5.7-Liter V8 FFV 6-Speed Auto	4x4 Double Cab Long Bed w/5.7-Liter V8 6-Speed Automatic	4x2 Double Cab Limited 4.6L V8 6-Speed Auto	4x4 Double Cab Ltd w/5.7-Liter V8 FFV 6-Speed Auto	4x4 Double Cab Ltd w/5.7-Liter V8 6-Speed Auto
Transmission fluid temperature gauge (not available with 4.0L V6, requires Tow Package)	P	P	P	P	P	P	S	S	S
Optitron gauges with multi-information display with feature customization (avg./current mpg, range, avg. speed, trip timer, headlamp and illuminated entry timer)	-	-	-	-	-	-	S	S	S
Speedometer, tripmeter, digital clock	S	S	S	S	S	S	S	S	S
Tachometer (not available with Work Truck Package)	S	S	S	S	S	S	S	S	S
Outside temperature gauge (not available with Work Truck Package)	S	S	S	S	S	S	S	S	S
Dual zone climate control with sync mode (driver and passenger)	S	S	S	S	S	S	-	-	-
Automatic dual zone climate control with synch mode (driver and passenger)	-	-	-	-	-	-	S	S	S
Backup camera [5] linked to electrochromic mirror with integrated backup camera monitor [5]	O	O	O	O	O	O	O	O	O
2 front 12-volt powerpoints and an additional rear 12-volt powerpoint	S	S	S	S	S	S	S	S	S
Cruise control	S	S	S	S	S	S	S	S	S
Tilt steering wheel with column shifter (bench seat)	S	S	S	S	S	S	-	-	-
Tilt/telescopic steering wheel with console shifter (bucket seats)	O	O	O	O	O	O	S	S	S
Front and Rear maplamp	S	S	S	S	S	S	S	S	S
Illuminated entry system, illuminated glove box and ashtray (not available with Work Truck Package)	S	S	S	S	S	S	S	S	S
Power windows, door locks and remote keyless entry system (not available with Work Truck Package)	S	S	S	S	S	S	S	S	S
Front and rear clearance sonar	O	O	O	O	O	O	S	S	S
Manual rearview mirror	S	S	S	S	S	S	-	-	-

*This vehicle eBrochure is designed to identify vehicles commonly available in your area. If you would prefer to purchase a vehicle with no options or additional options, please contact your local dealer to check for current availability or the possibility of placing an order for such a vehicle.

Standard Features and Options*

2010 **TUNDRA**



- not available
- S** standard
- O** optional
- P** part of package

	4x4 Double Cab Tundra w/4.6-Liter V8 6-Speed Auto	4x4 Double Cab Long Bed w/4.6-Liter V8 6-Speed Auto	4x4 Double Cab Tundra w/5.7-Liter V8 6-Speed Auto	4x4 Double Cab w/5.7-Liter V8 FFV 6-Speed Auto	4x4 Double Cab Long Bed w/5.7-Liter V8 FFV 6-Speed Auto	4x4 Double Cab Long Bed w/5.7-Liter V8 6-Speed Automatic	4x2 Double Cab Limited 4.6L V8 6-Speed Auto	4x4 Double Cab Ltd w/5.7-Liter V8 FFV 6-Speed Auto	4x4 Double Cab Ltd w/5.7-Liter V8 6-Speed Auto
Auto-dimming rearview mirror with HomeLink® [homelink #7] universal transceiver, compass and maplamps	O	O	O	O	O	O	S	S	S
Front 40/20/40 split-and-fold bench seat with 8-way adjustable driver's and 4-way adjustable passenger seats	S	S	S	S	S	S	-	-	-
Cloth-trimmed bucket seats with 8-way manual-adjustable driver's and 4-way adjustable passenger seats	O	-	O	O	-	-	-	-	-
Cloth-trimmed bucket seats with 8-way power-adjustable driver's and 4-way manual-adjustable passenger seats	O	O	O	O	O	O	-	-	-
Leather-trimmed and heated bucket seats with 10-way power-adjustable driver's and 4-way power-adjustable passenger seats	-	-	-	-	-	-	S	S	S
Driver and passenger power lumbar support with driver power thigh support	-	-	-	-	-	-	S	S	S
Fold-up rear seat	S	S	S	S	S	S	-	-	-
2-way adjustable front headrests	S	S	S	S	S	S	S	S	S
Rubber-type flooring	P	P	P	P	P	P	-	-	-
Carpeted flooring	S	S	S	S	S	S	S	S	S
4 cup holders in first row, 2 cup holders in second row	S	S	S	S	S	S	S	S	S
Center-console storage area with 12-volt powerpoint and sliding armrest for laptop computer or hanging file folder storage (bucket seats)	O	O	O	O	O	O	S	S	S
Overhead console	O	O	O	O	O	O	S	S	S
Rear under-seat storage box (not available with JBL® audio)	O	O	O	O	O	O	-	-	-
SAFETY									
Star Safety System™ — 4-wheel disc Anti-lock Brake System (ABS) with Electronic Brake-force Distribution (EBD), Brake Assist [8], Vehicle Stability Control (VSC) [9] + Traction Control (TRAC)	S	S	S	S	S	S	S	S	S

*This vehicle eBrochure is designed to identify vehicles commonly available in your area. If you would prefer to purchase a vehicle with no options or additional options, please contact your local dealer to check for current availability or the possibility of placing an order for such a vehicle.

Standard Features and Options*

2010 **TUNDRA**



- not available
- S** standard
- O** optional
- P** part of package

	4x4 Double Cab Tundra w/4.6-Liter V8 6-Speed Auto	4x4 Double Cab Long Bed w/4.6-Liter V8 6-Speed Auto	4x4 Double Cab Tundra w/5.7-Liter V8 6-Speed Auto	4x4 Double Cab w/5.7-Liter V8 FFV 6-Speed Auto	4x4 Double Cab Long Bed w/5.7-Liter V8 FFV 6-Speed Auto	4x4 Double Cab Long Bed w/5.7-Liter V8 6-Speed Automatic	4x2 Double Cab Limited 4.6L V8 6-Speed Auto	4x4 Double Cab Ltd w/5.7-Liter V8 FFV 6-Speed Auto	4x4 Double Cab Ltd w/5.7-Liter V8 6-Speed Auto
3-point seatbelts in all seating positions	S	S	S	S	S	S	S	S	S
Emergency Locking Retractor (ELR) on driver seatbelt, Automatic/Emergency Locking Retractors (ALR/ELR) on all passenger seatbelts	S	S	S	S	S	S	S	S	S
Driver and front passenger seatbelt pretensioners with force limiters	S	S	S	S	S	S	S	S	S
Driver and front outboard passenger airbags with Advanced Airbag System [10]	S	S	S	S	S	S	S	S	S
Driver and front outboard passenger seat-mounted side airbags and front and rear roll-sensing side curtain airbags (RSCA) [10]	S	S	S	S	S	S	S	S	S
Driver and front outboard passenger knee airbags [10]	S	S	S	S	S	S	S	S	S
Front passenger airbag cutoff switch [10]	S	S	S	S	S	S	S	S	S
Child-protector rear door locks	S	S	S	S	S	S	S	S	S
LATCH (Lower Anchors and Tethers for Children) for rear outboard seating positions only. Top tether anchor for rear center seat.	S	S	S	S	S	S	S	S	S
Tire Pressure Monitor System (TPMS) [11]	S	S	S	S	S	S	S	S	S
Anti-theft alarm system	O	O	O	O	O	O	S	S	S
Engine immobilizer [12]	O	O	O	O	O	O	S	S	S

*This vehicle eBrochure is designed to identify vehicles commonly available in your area. If you would prefer to purchase a vehicle with no options or additional options, please contact your local dealer to check for current availability or the possibility of placing an order for such a vehicle.

**Double Cab Packages and Options**

WORK TRUCK PACKAGE - Includes matte-black upper and lower front bumper with matte-black grille surround, heavy-duty vinyl bench seat, rubber-type flooring, black instrument panel, manual outside mirrors and windows and 2-speed windshield wipers. Deletes cruise control, remote keyless entry and courtesy lamps.

TRD ROCK WARRIOR PACKAGE (4x4 only) - Includes 17-in. TRD forged alloy wheels with LT285/70R17 BFGoodrich® All-Terrain T/A tires, Bilstein® shocks, color-keyed front bumper and grille surround, matte-black rear bumper, fog lamps, manual sliding rear window with privacy glass (Double Cab), black cloth interior with manual bucket seats, sport shift knob and pedal covers. (Available in the following exterior colors: Black or Super White only.)

TRD OFF-ROAD PACKAGE - Includes off-road-tuned suspension, Bilstein® shocks, unique 18-in. alloy wheels with P275/65R18 BFGoodrich® tires, fog lamps, manual or power sliding rear window with privacy glass (Double Cab and CrewMax), engine and fuel tank skid plates, front tow hooks, and TRD Off-Road Package graphics

SR5 PACKAGE - include Tow Package, Cold Weather Package and styled steel wheels

COLOR-KEYED BUMPER PACKAGE - Includes color-keyed front and rear bumpers and grille surround, fog lamps and sliding rear window with privacy glass

COLD WEATHER PACKAGE - Includes heavy-duty battery and heavy-duty starter, windshield wiper de-icer grid with timer and front and rear mudguards

MEMORY PACKAGE - Includes power driver's seat, outside mirrors, tilt/telescopic steering wheel, all with memory function (Memory function not available with tow mirrors)

TOW PACKAGE [14] - Includes tow hitch receiver, trailer brake controller prewire, 4.300 rear axle ratio (4.100 on 4.6L V8), TOW/HAUL mode switch, transmission fluid temperature gauge, supplemental transmission cooler, 7-pin connector, heavy-duty alternator and battery

Specifications

2010 **TUNDRA**



	4x4 Double Cab Tundra w/4.6-Liter V8 6-Speed Auto	4x4 Double Cab Long Bed w/4.6-Liter V8 6-Speed Auto	4x4 Double Cab Tundra w/5.7-Liter V8 6-Speed Auto	4x4 Double Cab w/5.7-Liter V8 FFV 6-Speed Auto	4x4 Double Cab Long Bed w/5.7-Liter V8 FFV 6-Speed Auto	4x4 Double Cab Long Bed w/5.7-Liter V8 6-Speed Automatic	4x2 Double Cab Limited 4.6L V8 6-Speed Auto	4x4 Double Cab Ltd w/5.7-Liter V8 FFV 6-Speed Auto	4x4 Double Cab Ltd w/5.7-Liter V8 6-Speed Auto
MSRP**	\$28,690	\$29,620	\$29,990	\$29,990	\$30,980	\$30,980	\$38,320	\$39,620	\$39,620
Model Number	8339	8343	8341	8331	8335	8345	8350	8354	8352
MECHANICAL/PERFORMANCE									
5.7L DOHC 32V i-FORCE V8 with Dual Independent Variable Valve Timing with Intelligence (VVT-i), Ethanol technology [16], Horsepower: 381 hp @ 5600 rpm; Torque: 401 lb.-ft. @ 3600 rpm; Aluminum block with aluminum heads, Acoustically Controlled Induction System (ACIS) dual stage intake manifold, Compression ratio: 10.2:1, Emissions: ULEV II, E85 Flex Fuel	N/A		Standard			N/A		Standard	N/A
Transmission	6-speed electronically controlled transmission with intelligence (ECT-i), sequential shift mode and uphill/downhill shift logic, TOW/HAUL mode (4.6L and 5.7L V8 models with Tow Package)								
4WDemand system with electronically controlled 2-speed transfer case (V8 only)	Standard								
Automatic Limited-Slip Differential (Auto LSD)	Standard								
Suspension	Front independent coil-spring high-mounted double-wishbone with stabilizer bar and low-pressure nitrogen gas shocks; rear live axle with trapezoidal multi-leaf rear suspension and staggered outboard-mounted low-pressure nitrogen gas shocks								
Brakes	Power-assisted 4-wheel Anti-lock Brake System (ABS)								
Steering	Rack-and-pinion hydraulic power steering								
Ratio:	18.0								
Turns, (lock-to-lock)	3.71								
Turning circle diameter, curb to curb (ft.) (Standard Bed/Long Bed) (Short Bed on CrewMax)	44.0'/49.0'								
Rear differential ratio/ring gear size [17]	4.100/10.5"								
Transfer case (high/low)	1.000/2.618								

**Manufacturers Suggested Retail Price, excludes the Delivery, Processing and Handling Fee of \$750 for Cars and \$800 for Trucks, Vans and SUVs. (Historically, vehicle manufacturers and distributors have charged a separate fee for processing, handling and delivering vehicles to dealerships. Toyotas charge for these services is called the "Delivery, Processing and Handling Fee" and is based on the value of the processing, handling and delivery services Toyota provides as well as Toyotas overall pricing structure. Toyota may make a profit on the Delivery, Processing and Handling Fee.) Excludes taxes, license, title and available or regionally required equipment. The Delivery, Processing and Handling Fee in AL, AR, FL, GA, LA, MS, NC, OK, SC and TX will be higher. Actual dealer price will vary.

Specifications

2010 **TUNDRA**



	4x4 Double Cab Tundra w/4.6-Liter V8 6-Speed Auto	4x4 Double Cab Long Bed w/4.6-Liter V8 6-Speed Auto	4x4 Double Cab Tundra w/5.7-Liter V8 6-Speed Auto	4x4 Double Cab w/5.7-Liter V8 FFV 6-Speed Auto	4x4 Double Cab Long Bed w/5.7-Liter V8 FFV 6-Speed Auto	4x4 Double Cab Long Bed w/5.7-Liter V8 6-Speed Automatic	4x2 Double Cab Limited 4.6L V8 6-Speed Auto	4x4 Double Cab Ltd w/5.7-Liter V8 FFV 6-Speed Auto	4x4 Double Cab Ltd w/5.7-Liter V8 6-Speed Auto
4.6L DOHC 32V i-FORCE V8 with Dual Independent Variable Valve Timing with Intelligence (VVT-i), Horsepower: 310 hp @ 5600 rpm; Torque: 327 lb.-ft. @ 3400 rpm, aluminum block with aluminum heads, Acoustically Controlled Induction System (ACIS) dual-stage intake manifold, Compression ratio: 10.2:1, Emissions: ULEV II	Standard		N/A			Standard	N/A		
5.7L DOHC 32V i-FORCE V8 with Dual Independent Variable Valve Timing with Intelligence (VVT-i), Horsepower: 381 hp @ 5600 rpm; Torque: 401 lb.-ft. @ 3600 rpm; Aluminum block with aluminum heads, Acoustically Controlled Induction System (ACIS) dual stage intake manifold, Compression ratio: 10.2:1, Emissions: ULEV II	N/A		Standard	N/A		Standard	N/A		Standard
EXTERIOR DIMENSIONS (in.)									
Overall height	76.2								
Overall width	79.9								
Overall length (Standard Bed/Long Bed) (Short Bed on CrewMax)	228.7	246.7	228.7	246.7		228.7			
Wheelbase (Standard Bed/Long Bed) (Short Bed on CrewMax)	145.7	164.6	145.7	164.6		145.7			
Inside bed length (Standard Bed/Long Bed) (Short Bed on CrewMax)	78.7	97.6	78.7	97.6		78.7			
Inside bed depth	22.2								
Inside bed width at tailgate	66.4								
Inside bed width between wheelwells	50.0								
Track (front and rear)	67.9								
Ground clearance	10.4								
Maximum load height	34.3								
INTERIOR DIMENSIONS (in.)									
Head room (front)	40.2								
Head room (2nd row)	38.7								
Hip room (front)	63.0								
Hip room (2nd row)	62.6								
Leg room (front)	42.5								
Leg room (2nd row)	34.7								

© 2009 Toyota Motor Sales, U.S.A., Inc. Produced 05.18.09

Specifications

2010 **TUNDRA**



	4x4 Double Cab Tundra w/4.6-Liter V8 6-Speed Auto	4x4 Double Cab Long Bed w/4.6-Liter V8 6-Speed Auto	4x4 Double Cab Tundra w/5.7-Liter V8 6-Speed Auto	4x4 Double Cab w/5.7-Liter V8 FFV 6-Speed Auto	4x4 Double Cab Long Bed w/5.7-Liter V8 FFV 6-Speed Auto	4x4 Double Cab Long Bed w/5.7-Liter V8 6-Speed Automatic	4x2 Double Cab Limited 4.6L V8 6-Speed Auto	4x4 Double Cab Ltd w/5.7-Liter V8 FFV 6-Speed Auto	4x4 Double Cab Ltd w/5.7-Liter V8 6-Speed Auto		
Shoulder room (front)	66.6										
Shoulder room (2nd row)	65.7										
Maximum seating capacity	6						5				
WEIGHTS/CAPACITIES											
Curb weight (lbs.)	5385	5415	5460		5660		5415		5480		
Gross Vehicle Weight Rating (GVWR) (lbs.)	6900	7000	7100		7200		6900		7100		
Maximum Payload [18] (lbs.)	1515 [21]	1340	1640 [21]		1465		1410		1545		
Towing capacity [14] (lbs.)	6900 [24]	8200	8300 [25]		10100		8300		10200		
Fuel tank (gallons)	26.4										
TIRES											
18-in. steel wheels with P255/70R18 tires	Standard						N/A				
18-in. styled steel wheels with P255/70R18 tires	Available						N/A				
18-in. alloy wheels with P275/65R18 tires	Available						Standard				
20-in. alloy wheels with P275/55R20 tires	Available										
18-in. TRD Off-Road Package wheels with P275/65R18 BFGoodrich® tires	Available										
MPG											
Mileage estimates (mpg city/highway) [29]	14/19		13/17		N/A		13/17		14/19	N/A	13/17

© 2009 Toyota Motor Sales, U.S.A., Inc. Produced 05.18.09



Accessories

EXTERIOR ACCESSORIES



20" Machined Star 5 Spoke Wheel
\$1,695 Installed MSRP*



Ball Mounts
\$65 Parts Only MSRP**



Bed Extender
\$320 Installed MSRP*



Bedliner w/Deck Rail System
Long Bed
\$395 Installed MSRP*
Regular Bed
\$365 Installed MSRP*



Bedliner w/o Deck Rail System
Long Bed
\$375 Installed MSRP*
Regular Bed
\$345 Installed MSRP*




Bed Mat
Long Bed
\$137 Installed MSRP*
Regular Bed
\$137 Installed MSRP*




Bed Rug
Long Bed
\$419 Parts Only MSRP**
Regular Bed
\$434 Parts Only MSRP**



Bed Step
\$300 Installed MSRP*



Cargo Divider
\$345 Installed MSRP*



Cargo Net Exterior
\$49 Installed MSRP*



Deck Rail System w/4 Tie Down Cleats
Long Bed
\$220 Installed MSRP*
Regular Bed
\$210 Installed MSRP*



Exhaust Tip
\$85 Installed MSRP*



Front Skid Plate
\$425 Installed MSRP*



Hood Protector
\$165 Installed MSRP*



Locking Bike Fork Attachment
\$95 Installed MSRP*



Mini Tie Down w/Hook (set of 2)
\$45 Installed MSRP*



Spare Tire Lock
\$73 Installed MSRP*



Stepboards Brushed Stainless Steel
\$624 Installed MSRP*



Tonneau Cover
\$1,575 Installed MSRP*

* Installed MSRP is the Manufacturers Suggested Retail Price for accessories installed by the manufacturer. Actual prices for the dealer installed accessories may vary. Please see your local Toyota dealer for pricing. Prices and product availability are subject to change without notice.

** Installation not included. See your local Toyota dealer for installed pricing. Prices and product availability are subject to change without notice.



Accessories



Tow Hitch w/ 7 Pin Connector
\$920 Installed MSRP*



TRD 17" x 8" 6 Split Spoke Forged Off-road Wheel w/ Beadlock Styling
\$624 Installed MSRP*



Tube Steps - Black
\$490 Installed MSRP*



Tube Steps - Chrome
\$534 Installed MSRP*



Wheel Locks
\$81 Installed MSRP*

INTERIOR ACCESSORIES



All Weather Floor Mats w/ Door Sill Protector
\$162 Installed MSRP*



All Weather Mat
\$99 Installed MSRP*



Anodized Aluminum Shift Knob
\$85 Installed MSRP*



BLU Logic® Hands-free System
\$299 Installed MSRP*



Carpet Floor Mats
\$115 Installed MSRP*



Carpet Floor Mats w/Door Sill Protector
\$178 Installed MSRP*



Emergency Assistance Kit
\$70 Installed MSRP*



First Aid Kit
\$29 Installed MSRP*



Glass Breakage Sensor (GBS)
\$165 Installed MSRP*



Interface Kit for iPod®
\$299 Installed MSRP*



Molded Simulated Burlwood Dash Applique by Superior Dash
\$350 Installed MSRP*



Remote Engine Start
\$529 Installed MSRP*

* Installed MSRP is the Manufacturers Suggested Retail Price for accessories installed by the manufacturer. Actual prices for the dealer installed accessories may vary. Please see your local Toyota dealer for pricing. Prices and product availability are subject to change without notice.

** Installation not included. See your local Toyota dealer for installed pricing. Prices and product availability are subject to change without notice.



Accessories



Sport Pedal Stainless Steel
\$85 Installed MSRP*



Underseat Storage
\$125 Installed MSRP*



VIP-RS3000 Plus Security System
\$299 Installed MSRP*



XM Satellite Radio Kit
\$449 Installed MSRP*

PERFORMANCE ACCESSORIES



TRD 22"x9" 5-Spoke Polished Forged Aluminum Alloy Wheel
\$4,699 Installed MSRP*



TRD Forged Oil Cap
\$45 Parts Only MSRP**



TRD High Performance Brake Kit
\$2,895 Installed MSRP*



TRD Performance Air Filter
\$90 Installed MSRP*



TRD Performance Air Intake
\$475 Parts Only MSRP**



TRD Performance Handling Kit
\$1,699 Installed MSRP*



TRD Rear Sway Bar
\$299 Installed MSRP*

* Installed MSRP is the Manufacturers Suggested Retail Price for accessories installed by the manufacturer. Actual prices for the dealer installed accessories may vary. Please see your local Toyota dealer for pricing. Prices and product availability are subject to change without notice.

** Installation not included. See your local Toyota dealer for installed pricing. Prices and product availability are subject to change without notice.



WARRANTIES

Every Toyota Car, Truck and SUV is built to exceptional standards. And that's not idle boasting. We back it up with these Limited Warranty Coverages:

Basic: 36 months/36,000 miles (all components other than normal wear and maintenance items).

Hybrid-Related Component Coverage: Hybrid-related components for hybrid vehicles are covered for 8 years/100,000 miles. The HV battery may have longer coverage under emissions warranty. Refer to applicable Owner's Warranty Information booklet for details.

Powertrain: 60 months/60,000 miles (engine, transmission/transaxle, front-wheel drive, rear-wheel drive, seatbelts and airbags).

Rust-Through: 60 months/unlimited miles (corrosion perforation of sheet metal).

Emissions: Coverages vary under Federal and California regulations. Refer to applicable Owner's Warranty Information booklet for details.

Accessories: For accessories purchased at time of the new vehicle purchase, the Toyota Accessory Warranty coverage is in effect for 36 months or 36,000 miles (whichever comes first) from the vehicle's in-service date, which is the same coverage as the Basic coverage of the Toyota New Vehicle Limited Warranty.

For dealer-installed accessories purchased after the new vehicle purchase, the coverage is 12 months or 12,000 miles (whichever comes first) from the date the accessory was installed on the vehicle, or the remainder of the above 36 months or 36,000 miles Basic coverage from the vehicle's in-service date, whichever provides greater coverage, with the exception of car covers. Car covers are warranted for 12 months from the date of purchase and do not assume any coverage under the Toyota New Vehicle Limited Warranty.

For customers (non-dealer) installed accessories purchased after the new vehicle purchase, the coverage is 1 month or 12,000 miles (whichever comes first), from the purchase date of the accessory.

You may be eligible for transportation assistance if it's necessary that your vehicle be kept overnight for repairs covered under warranty. Please see your authorized Toyota dealership for further details.

For complete details about Toyota's warranties, please refer to the applicable Owner's Warranty Information booklet or see your Toyota dealer.

DISCLAIMERS

All information in this eBrochure is based on data available at time of posting, is subject to change without notice and pertains specifically to continental U.S.A vehicles only.

[1] Satellite radio requires monthly service fee. See your Toyota dealer for further details. Reception of the satellite signal may vary depending on location. All fees and programming subject to change. Subscriptions subject to the terms and conditions available at www.xmradio.com or www.sirius.com. Available only in the 48 contiguous United States.

[2] iPod® is a registered trademark of Apple, Inc.

[3] The phones on this site have been tested for Bluetooth® compatibility with Toyota vehicles. Performance will vary based on phone software version, coverage, and your wireless carrier. Phones are warranted by their manufacturer, not Toyota.

[4] The navigation system is designed to assist in locating an address or point of interest. XM NavTraffic® requires a monthly service fee and hardware, and is designed to provide real-time traffic or alternative routes of travel. Discrepancies may be encountered between the system and your actual location. Road system changes may affect the accuracy of the information provided. Rely on your common sense to decide whether to follow a specified route. Detailed coverage not available in every city or roadway. Periodic navigation updates available at an additional cost. See your Navigation System Owner's Manual for further details.

[5] The backup camera does not provide a comprehensive view of the rear area of the vehicle. You should also look around outside your vehicle and use your mirrors to confirm rearward clearance. Cold weather will limit effectiveness and view may become cloudy

[6] Headphones are for passenger use only. Do not use while operating vehicle

[7] HomeLink® is a registered trademark of Johnson Controls, Inc

[8] Brake Assist is designed to help the driver take full advantage of the benefits of ABS. It is not a substitute for safe driving practices. Braking effectiveness also depends on proper brake-system maintenance and tire and road conditions

[9] Vehicle Stability Control (VSC) is an electronic system designed to help the driver maintain vehicle control under adverse conditions. It is not a substitute for safe driving practices. Factors including speed, road conditions and driver steering input can all affect whether VSC will be effective in preventing a loss of control. Please see your Owner's Manual for further details

[10] All the airbag (AB) systems are Supplemental Restraint Systems. All ABs (if installed) are designed to inflate only under certain conditions and in certain types of severe collisions: frontal and knee ABs typically inflate in frontal collisions; side and side curtain ABs in side collisions; Roll-Sensing Curtain ABs at a severe tilt degree, roll or lateral G-force. In all other accidents, the ABs will not inflate. To decrease the risk of injury from an inflating AB, always wear seatbelts, sit upright in the middle of the seat as far back as possible and do not lean against the door. Do not put objects in front of an AB or around the seatback. Do not use a rearward-facing child seat in any front passenger seat. The force of an inflating AB may cause serious injury or death. See your Owner's Manual for further information/warnings.

[11] The Toyota Tire Pressure Monitor alerts the driver when tire pressure is critically low. For optimal tire wear and performance, tire pressure should be checked regularly with a gauge; do not rely solely on the monitor system. See your Owner's Manual for details

[12] The engine immobilizer is a state-of-the-art anti-theft system. When you insert your key into the ignition switch, the key transmits an electronic code to the vehicle. The engine will only start if the code in the transponder chip inside the key matches the code in the vehicle's immobilizer. Because the transponder chip is embedded in the key, it can be costly to replace. If you lose a key, your Toyota dealer can help, or you can find a qualified independent locksmith to perform high security key services at www.aloa.org

[13] Available for vehicle with factory security

[14] Before towing, confirm your vehicle and trailer are compatible, hooked up and loaded properly and that you have any necessary additional equipment. Do not exceed any Weight Ratings and follow all instructions in your Owner's Manual. The maximum you can tow depends on the total weight of any cargo, occupants and available equipment

[15] 5.7L V8 Long Bed models only, not available with tow equipment

[16] Flex Fuel Vehicles not available in every state. In states where available, all 4x4, 5.7L V8 models are FFV. Flex Fuel Vehicles use E85, gasoline or a combination of both. Estimated mileage will vary. Consult your dealer for nearest E85 filling stations

[17] With Tow Package, rear differential ratio is 4.100 on 4.6L models/4.300 on 5.7L models

[18] Payload is the GVWR minus curb weight and includes weight of occupants, optional equipment and cargo, limited by weight distribution. Payload is not the Vehicle Capacity Weight as defined by FMVSS 110, which will vary according to installed optional equipment

[19] When equipped with Color Keyed-Bumper Package, payload increases by 75 lbs as a result

[20] When equipped with Maximum Payload Package, payload increases by 75 lbs as a result

[21] When equipped with Tow Package, payload decreases by 75 lbs as a result

[22] When equipped with Color-Keyed Bumper Package, standard towing capacity decreases to 1500 lbs

[23] When equipped with Maximum Payload Package, standard towing capacity decreases to 8800 lbs

[24] When equipped with Tow Package, payload increases by 1400 lbs as a result.

[25] When equipped with Tow Package, payload increases by 2000 lbs as a result

[26] When equipped with Tow Package, payload increases by 1500 lbs as a result

[27] When equipped with Color-Keyed Bumper Package, standard towing capacity decreases to 1400 lbs

[27] When equipped with Color-Keyed Bumper Package, standard towing capacity decreases to 1400 lbs

[28] When equipped with Maximum Payload Package, standard towing capacity decreases to 8600 lbs.

[29] 2010 EPA-estimated mileage. Actual mileage will vary.

Helpful Links

2010 **TUNDRA**



BUYER TOOLS:

Find Local Specials
www.buyatoyota.com

Request a Quote
www.buyatoyota.com

Locate a Dealer
<http://www.toyota.com/dealers>

Competitive Comparison
<http://www.toyota.com/compare>

Toyota Financial Services
www.toyotafinancial.com

Payment Estimator
<http://www.toyotafinancial.com/estimator>

Apply for Credit
<http://www.toyotafinancial.com/apply>

Certified Used Vehicles
<http://www.toyota.com/tcuv>

Warranty Info.
www.toyotaownersonline.com/warranty

OWNER TOOLS:

Toyota Owner Resources
www.toyotaownersonline.com

Vehicle Reference Guides
<http://prg.toyotapartsandservice.com/>

Maintenance Guides
<http://smg.toyotapartsandservice.com/owners.php>

Toyota Service
<http://www.toyotaownersonline.com/service>

Car Care Tips
<http://www.toyotaownersonline.com/carcare>

Driver Tips
<http://www.toyotaownersonline.com/tips>

Genuine Toyota Parts
<http://www.toyotaownersonline.com/parts>

Do-It-Yourself Help
<http://www.toyotaownersonline.com/diy>

GENERAL INFORMATION:

Toyota News
<http://www.toyota.com/news>

Toyota Motorsports
<http://www.toyota.com/motorsports>

Toyota NASCAR Racing
<http://www.toyota.com/pitpass>

Future Concept Vehicles
<http://www.toyota.com/future>

Community Care
<http://www.toyota.com/community>

QUESTIONS:

FAQs
<http://www.toyota.com/FAQ>

Contact Toyota
<http://www.toyota.com/contact>

2010 **TUNDRA**





Model Overview



4x4 Crewmax Tundra shown in Sandy Beach Metallic with available 4.6L V8, fog lamps and 18-inch alloy wheels.



Double Cab Tundra interior shown in Graphite.



4x2 Double Cab standard bed shown in Spruce Mica with available 5.7L V8, tow package, fog lamps, mudguards and 18-inch styled steel wheels [14].

	4x4 CrewMax w/4.6-Liter V8 6-Speed Auto	4x4 CrewMax w/5.7-Liter V8 6-Speed Auto	4x4 CrewMax w/5.7-Liter V8 FFV 6-Speed Auto	4x4 CrewMax Ltd. w/4.6 - Liter V8 6-Speed Auto	4x4 CrewMax Ltd w/5.7-Liter V8 FFV 6-Speed Auto	4x4 CrewMax Ltd w/5.7-Liter V8 6-Speed Auto
MSRP**	\$31,515	\$32,815	\$32,815	\$40,855	\$42,155	\$42,155
MPG City/Highway***	13/16	13/17	13/17	14/19	13/17	13/17
Seating	6	6	6	5	5	5

EXTERIOR COLORS*

Super White		Salsa Red Pearl		Blue Streak Metallic	
Silver Sky Metallic		Pyrite Mica			
Slate Metallic		Sandy Beach Metallic			
Black		Spruce Mica			
Radiant Red		Nautical Blue Metallic			

INTERIOR COLORS*

Graphite Fabric SR5 Package		Limited - Sand Beige Leather	
Black Fabric SR5 Package		Perforated Graphite Leather	
Sand Beige Fabric SR5 Package		Perforated Black Leather	
Limited - Graphite Leather		Perforated Red Rock Leather	
Limited - Red Rock Leather			

*This vehicle eBrochure is designed to identify vehicles commonly available in your area. If you would prefer to purchase a vehicle with no options or additional options, please contact your local dealer to check for current availability or the possibility of placing an order for such a vehicle.

**Manufacturers Suggested Retail Price, excludes the Delivery, Processing and Handling Fee of \$750 for Cars and \$800 for Trucks, Vans and SUVs. (Historically, vehicle manufacturers and distributors have charged a separate fee for processing, handling and delivering vehicles to dealerships. Toyotas charge for these services is called the "Delivery, Processing and Handling Fee" and is based on the value of the processing, handling and delivery services Toyota provides as well as Toyotas overall pricing structure. Toyota may make a profit on the Delivery, Processing and Handling Fee.) Excludes taxes, license, title and available or regionally required equipment. The Delivery, Processing and Handling Fee in AL, AR, FL, GA, LA, MS, NC, OK, SC and TX will be higher. Actual dealer price will vary.

*** 2010 EPA-estimated mileage. Actual mileage will vary.

Standard Features and Options*

2010 **TUNDRA**



- not available
- S** standard
- O** optional
- P** part of package

	4x4 CrewMax w/4.6-Liter V8 6- Speed Auto	4x4 CrewMax w/5.7-Liter V8 6- Speed Auto	4x4 CrewMax w/5.7-Liter V8 FFV 6-Speed Auto	4x4 CrewMax Ltd. w/4.6 - Liter V8 6-Speed Auto	4x4 CrewMax Ltd w/5.7-Liter V8 FFV 6-Speed Auto	4x4 CrewMax Ltd w/5.7-Liter V8 6- Speed Auto
MSRP**	\$31,515	\$32,815	\$32,815	\$40,855	\$42,155	\$42,155
Model Number	8359	8361	8363	8370	8374	8372
EXTERIOR						
Color-keyed upper and chrome lower front bumper with chrome grille surround	S	S	S	-	-	-
Color-keyed front bumper with chrome grille surround and matte-silver bullet-style inner grille	-	-	-	S	S	S
Chrome rear bumper	S	S	S	S	S	S
Variable intermittent windshield wipers (not available with Work Truck Package)	S	S	S	S	S	S
Power tilt/slide moonroof with sliding sunshade	O	O	O	O	O	O
Privacy glass on rear doors	S	S	S	S	S	S
High Solar Energy-Absorbing (HSEA) glass	S	S	S	S	S	S
Power vertical sliding rear window with defroster and privacy glass	S	S	S	S	S	S
Manual headlamp adjust	S	S	S	S	S	S
Daytime Running Lights (DRL)	S	S	S	S	S	S
Fog lamps (V8 models)	O	O	O	S	S	S
Heated power outside mirrors	S	S	S	-	-	-
Chrome power, retractable, heated, auto-dimming outside mirrors with turn signals and puddle lamps	-	-	-	S	S	S
Tow mirrors - power folding, manual-extend, power-adjustable, heated, with turn signals (5.7L V8)	-	O	O	-	O	O
Deck Rail System with 4 adjustable tie-down cleats	O	O	O	S	S	S
Front tow hooks (4X4 and Off-Road Package only)	S	S	S	S	S	S

**Manufacturers Suggested Retail Price, excludes the Delivery, Processing and Handling Fee of \$750 for Cars and \$800 for Trucks, Vans and SUVs. (Historically, vehicle manufacturers and distributors have charged a separate fee for processing, handling and delivering vehicles to dealerships. Toyotas charge for these services is called the "Delivery, Processing and Handling Fee" and is based on the value of the processing, handling and delivery services Toyota provides as well as Toyotas overall pricing structure. Toyota may make a profit on the Delivery, Processing and Handling Fee.) Excludes taxes, license, title and available or regionally required equipment. The Delivery, Processing and Handling Fee in AL, AR, FL, GA, LA, MS, NC, OK, SC and TX will be higher. Actual dealer price will vary.

Standard Features and Options*

2010 **TUNDRA**



- not available
- S** standard
- O** optional
- P** part of package

	4x4 CrewMax w/4.6-Liter V8 6- Speed Auto	4x4 CrewMax w/5.7-Liter V8 6- Speed Auto	4x4 CrewMax w/5.7-Liter V8 FFV 6-Speed Auto	4x4 CrewMax Ltd. w/4.6 - Liter V8 6-Speed Auto	4x4 CrewMax Ltd w/5.7-Liter V8 FFV 6-Speed Auto	4x4 CrewMax Ltd w/5.7-Liter V8 6- Speed Auto
Easy lower and lift tailgate	S	S	S	S	S	S
Deck rail and tailgate caps	S	S	S	S	S	S
Front and rear mudguards	O P	O P	O P	S	S	S
Running boards	O	O	O	O	O	O
INTERIOR						
AM/FM/MP3 CD player with satellite radio capability [1], aux input and 6 speakers	S	S	S	-	-	-
AM/FM/MP3 CD player with satellite radio capability [1], aux input and 6 speakers	O	O	O	-	-	-
JBL® AM/FM/MP3 6-disc CD changer, integrated satellite radio [1] with 3-month free subscription to XM Satellite Radio [1], aux/USB input with iPod® [2] connectivity, hands-free phone capability and music streaming via Bluetooth® [3], steering wheel audio controls and 12 speakers with subwoofer	O	O	O	S	S	S
DVD navigation system [4] with AM/FM/MP3 CD player, backup monitor [5], satellite radio capability [1], aux input and 6 speakers	O	O	O	-	-	-
DVD navigation system [4] with JBL® AM/FM/MP3 4-disc CD changer, backup monitor [5], integrated satellite radio [1] with 3-month free subscription to XM Satellite Radio [1] and XM NavTraffic® [navigation], aux/USB input with iPod® [2] connectivity, hands-free phone capability and music streaming via Bluetooth® [3], steering wheel audio controls and 12 speakers with subwoofer	-	-	-	O	O	O
Rear-seat DVD entertainment system with rear audio system, dual wireless headphones [6], wireless remote and 115V AC outlet	O	O	O	O	O	O
Transmission fluid temperature gauge (not available with 4.0L V6, requires Tow Package)	P	P	P	S	S	S
Optitron gauges with multi-information display with feature customization (avg./current mpg, range, avg. speed, trip timer, headlamp and illuminated entry timer)	-	-	-	S	S	S
Speedometer, tripmeter, digital clock	S	S	S	S	S	S
Tachometer (not available with Work Truck Package)	S	S	S	S	S	S
Outside temperature gauge (not available with Work Truck Package)	S	S	S	S	S	S

*This vehicle eBrochure is designed to identify vehicles commonly available in your area. If you would prefer to purchase a vehicle with no options or additional options, please contact your local dealer to check for current availability or the possibility of placing an order for such a vehicle.

Standard Features and Options*

2010 **TUNDRA**



- not available
- S** standard
- O** optional
- P** part of package

	4x4 CrewMax w/4.6-Liter V8 6- Speed Auto	4x4 CrewMax w/5.7-Liter V8 6- Speed Auto	4x4 CrewMax w/5.7-Liter V8 FFV 6-Speed Auto	4x4 CrewMax Ltd. w/4.6 - Liter V8 6-Speed Auto	4x4 CrewMax Ltd w/5.7-Liter V8 FFV 6-Speed Auto	4x4 CrewMax Ltd w/5.7-Liter V8 6- Speed Auto
Dual zone climate control with sync mode (driver and passenger)	S	S	S	-	-	-
Automatic dual zone climate control with synch mode (driver and passenger)	-	-	-	S	S	S
Backup camera [5] linked to electrochromic mirror with integrated backup camera monitor [5]	O	O	O	O	O	O
2 front 12-volt powerpoints & 1 rear 12-volt powerpoint	S	S	S	S	S	S
Cruise control	S	S	S	S	S	S
Tilt steering wheel with column shifter (bench seat)	S	S	S	-	-	-
Tilt/telescopic steering wheel with console shifter (bucket seats)	O	O	O	S	S	S
Front & rear maplamps	S	S	S	S	S	S
Illuminated entry system, illuminated glove box and ashtray (not available with Work Truck Package)	S	S	S	S	S	S
Power windows, door locks and remote keyless entry system (not available with Work Truck Package)	S	S	S	S	S	S
Front and rear clearance sonar	O	O	O	S	S	S
Manual rearview mirror	S	S	S	-	-	-
Auto-dimming rearview mirror with HomeLink® [7] universal transceiver, compass and maplamps	O	O	O	S	S	S
Front 40/20/40 split-and-fold bench seat with 8-way adjustable driver's and 4-way adjustable passenger seats	O	O	O	-	-	-
Cloth-trimmed bucket seats with 8-way manual-adjustable driver's and 4-way adjustable passenger seats	O	O	O	-	-	-
Cloth-trimmed bucket seats with 8-way power-adjustable driver's and 4-way manual-adjustable passenger seats	O	O	O	-	-	-
Leather-trimmed and heated bucket seats with 10-way power-adjustable driver's and 4-way power-adjustable passenger seats	-	-	-	S	S	S
Driver and passenger power lumbar support with driver power thigh support	-	-	-	S	S	S
Rear sliding, reclining, fold-flat seats	S	S	S	-	S	S
2-way adjustable front headrests	S	S	S	S	S	S

*This vehicle eBrochure is designed to identify vehicles commonly available in your area. If you would prefer to purchase a vehicle with no options or additional options, please contact your local dealer to check for current availability or the possibility of placing an order for such a vehicle.

Standard Features and Options*

2010 **TUNDRA**



- not available
- S** standard
- O** optional
- P** part of package

	4x4 CrewMax w/4.6-Liter V8 6- Speed Auto	4x4 CrewMax w/5.7-Liter V8 6- Speed Auto	4x4 CrewMax w/5.7-Liter V8 FFV 6-Speed Auto	4x4 CrewMax Ltd. w/4.6 - Liter V8 6-Speed Auto	4x4 CrewMax Ltd w/5.7-Liter V8 FFV 6-Speed Auto	4x4 CrewMax Ltd w/5.7-Liter V8 6- Speed Auto
Carpeted flooring	S	S	S	S	S	S
4 cup holders in first row, 2 cup holders in second row	S	S	S	S	S	S
Center-console storage area with 12-volt powerpoint and sliding armrest for laptop computer or hanging file folder storage (bucket seats)	O	O	O	S	S	S
Overhead console	O	O	O	S	S	S
SAFETY						
Star Safety System™ — 4-wheel disc Anti-lock Brake System (ABS) with Electronic Brake-force Distribution (EBD), Brake Assist [8], Vehicle Stability Control (VSC) [9] + Traction Control (TRAC)	S	S	S	S	S	S
3-point seatbelts in all seating positions	S	S	S	S	S	S
Emergency Locking Retractor (ELR) on driver seatbelt, Automatic/Emergency Locking Retractors (ALR/ELR) on all passenger seatbelts	S	S	S	S	S	S
Driver and front passenger seatbelt pretensioners with force limiters	S	S	S	S	S	S
Driver and front outboard passenger airbags with Advanced Airbag System [10]	S	S	S	S	S	S
Driver and front outboard passenger seat-mounted side airbags and front and rear roll-sensing side curtain airbags (RSCA) [10]	S	S	S	S	S	S
Driver and front outboard passenger knee airbags [10]	S	S	S	S	S	S
Front passenger airbag cutoff switch [10]	S	S	S	S	S	S
Child-protector rear door locks	S	S	S	S	S	S
LATCH (Lower Anchors and Tethers for Children) for rear outboard seating positions only. Top tether anchor for rear center seat.	S	S	S	S	S	S
Tire Pressure Monitor System (TPMS) [11]	S	S	S	S	S	S
Anti-theft alarm system	O	O	O	S	S	S
Engine immobilizer [12]	O	O	O	S	S	S

*This vehicle eBrochure is designed to identify vehicles commonly available in your area. If you would prefer to purchase a vehicle with no options or additional options, please contact your local dealer to check for current availability or the possibility of placing an order for such a vehicle.



CrewMax Packages and Options

TRD ROCK WARRIOR PACKAGE (4x4 only) - Includes 17-in. TRD forged alloy wheels with LT285/70R17 BFGoodrich® All-Terrain T/A tires, Bilstein® shocks, color-keyed front bumper and grille surround, matte-black rear bumper, fog lamps, manual sliding rear window with privacy glass (Double Cab), black cloth interior with manual bucket seats, sport shift knob and pedal covers. (Available in the following exterior colors: Black or Super White only.)

TRD OFF-ROAD PACKAGE - Includes off-road-tuned suspension, Bilstein® shocks, unique 18-in. alloy wheels with P275/65R18 BFGoodrich® tires, fog lamps, manual or power sliding rear window with privacy glass (Double Cab and CrewMax), engine and fuel tank skid plates, front tow hooks, and TRD Off-Road Package graphics

PLATINUM PACKAGE - Includes chrome lower front bumper, Memory Package, unique 20-in. alloy wheels with P275/55R20 tires, Daytime Running Lights (DRL), DVD navigation system [4] with backup monitor [5], JBL® audio system with Bluetooth® [3] and integrated satellite radio [1] with 3-month free trial, power tilt/slide moonroof with sliding sunshade, perforated leather-trimmed seats, heated and ventilated power front bucket seats with embroidered headrests, wood-grain-style trim, auto up-down driver's and front passenger power windows, Glass Breakage Sensor (GBS) [13], doorsill protectors with Platinum logo and Platinum badging. (Available in Black, Salsa Red Pearl, Silver Sky Metallic and Slate Metallic only.)

SR5 PACKAGE - CrewMax include Tow Package and Cold Weather Package. Includes styled steel wheels

COLOR-KEYED BUMPER PACKAGE - Includes color-keyed front and rear bumpers and grille surround, fog lamps and sliding rear window with privacy glass

COLD WEATHER PACKAGE - Includes heavy-duty battery and heavy-duty starter, windshield wiper de-icer grid with timer and front and rear mudguards

MEMORY PACKAGE - Includes power driver's seat, outside mirrors, tilt/telescopic steering wheel, all with memory function (Memory function not available with tow mirrors)

TOW PACKAGE [14] - Includes tow hitch receiver, trailer brake controller prewire, 4.300 rear axle ratio (4.100 on 4.6L V8), TOW/HAUL mode switch, transmission fluid temperature gauge, supplemental transmission cooler, 7-pin connector, heavy-duty alternator and battery

Specifications

2010 **TUNDRA**



	4x4 CrewMax w/4.6-Liter V8 6- Speed Auto	4x4 CrewMax w/5.7-Liter V8 6- Speed Auto	4x4 CrewMax w/5.7-Liter V8 FFV 6-Speed Auto	4x4 CrewMax Ltd. w/4.6 - Liter V8 6-Speed Auto	4x4 CrewMax Ltd w/5.7-Liter V8 FFV 6-Speed Auto	4x4 CrewMax Ltd w/5.7-Liter V8 6- Speed Auto
MSRP**	\$31,515	\$32,815	\$32,815	\$40,855	\$42,155	\$42,155
Model Number	8359	8361	8363	8370	8374	8372
MECHANICAL/PERFORMANCE						
4.6L DOHC 32V i-FORCE V8 with Dual Independent Variable Valve Timing with Intelligence (VVT-i), Horsepower: 310 hp @ 5600 rpm; Torque: 327 lb.-ft. @ 3400 rpm, aluminum block with aluminum heads, Acoustically Controlled Induction System (ACIS) dual-stage intake manifold, Compression ratio: 10.2:1, Emissions: ULEV II	Standard	N/A		Standard	N/A	
Transmission	6-speed electronically controlled transmission with intelligence (ECT-i), sequential shift mode and uphill/downhill shift logic, TOW/HAUL mode (4.6L and 5.7L V8 models with Tow Package)					
4WDemand system with electronically controlled 2-speed transfer case (V8 only)	Standard					
Automatic Limited-Slip Differential (Auto LSD)	Standard					
Suspension	Front independent coil-spring high-mounted double-wishbone with stabilizer bar and low-pressure nitrogen gas shocks; rear live axle with trapezoidal multi-leaf rear suspension and staggered outboard-mounted low-pressure nitrogen gas shocks					
Breaks	Power-assisted 4-wheel Anti-lock Brake System (ABS)	Power-assisted 4-wheel Anti-lock Brake System (ABS)				
Steering	Rack-and-pinion hydraulic power steering					
Ratio:	18.1					
Turns, (lock-to-lock)	3.71					
Turning circle diameter, curb to curb (ft.) (Short Bed on CrewMax)	44.0'					
Rear differential ratio/ring gear size [17]	3.909/9.5"	4.100/10.5"		3.909/9.5"	4.100/10.5"	
Transfer case (high/low)	1.000/2.618					
5.7L DOHC 32V i-FORCE V8 with Dual Independent Variable Valve Timing with Intelligence (VVT-i), Horsepower: 381 hp @ 5600 rpm; Torque: 401 lb.-ft. @ 3600 rpm; Aluminum block with aluminum heads, Acoustically Controlled Induction System (ACIS) dual stage intake manifold, Compression ratio: 10.2:1, Emissions: ULEV II	N/A	Standard	N/A		Standard	

**Manufacturers Suggested Retail Price, excludes the Delivery, Processing and Handling Fee of \$750 for Cars and \$800 for Trucks, Vans and SUVs. (Historically, vehicle manufacturers and distributors have charged a separate fee for processing, handling and delivering vehicles to dealerships. Toyotas charge for these services is called the "Delivery, Processing and Handling Fee" and is based on the value of the processing, handling and delivery services Toyota provides as well as Toyotas overall pricing structure. Toyota may make a profit on the Delivery, Processing and Handling Fee.) Excludes taxes, license, title and available or regionally required equipment. The Delivery, Processing and Handling Fee in AL, AR, FL, GA, LA, MS, NC, OK, SC and TX will be higher. Actual dealer price will vary.

Specifications

2010 **TUNDRA**



	4x4 CrewMax w/4.6-Liter V8 6- Speed Auto	4x4 CrewMax w/5.7-Liter V8 6- Speed Auto	4x4 CrewMax w/5.7-Liter V8 FFV 6-Speed Auto	4x4 CrewMax Ltd. w/4.6 - Liter V8 6-Speed Auto	4x4 CrewMax Ltd w/5.7-Liter V8 FFV 6-Speed Auto	4x4 CrewMax Ltd w/5.7-Liter V8 6- Speed Auto
5.7L DOHC 32V i-FORCE V8 with Dual Independent Variable Valve Timing with Intelligence (VVT-i), Ethanol technology [16], Horsepower: 381 hp @ 5600 rpm; Torque: 401 lb.-ft. @ 3600 rpm; Aluminum block with aluminum heads, Acoustically Controlled Induction System (ACIS) dual stage intake manifold, Compression ratio: 10.2:1, Emissions: ULEV II, E85 Flex Fuel	N/A		Standard	N/A	Standard	N/A
EXTERIOR DIMENSIONS (in.)						
Overall height	76.0					
Overall length	228.7					
Wheelbase	145.7					
Inside bed length	66.7					
Inside bed depth	22.2					
Inside bed width at tailgate	66.4					
Inside bed width between wheelwells	50.0					
Track (front and rear)	67.9					
Ground clearance	10.4					
Maximum load height	33.7					
INTERIOR DIMENSIONS (in.)						
Head room (front)	40.2					
Head room (2nd row)	38.7					
Hip room (front)	63.0					
Hip room (2nd row)	62.6					
Leg room (front)	425					42.5
Leg room (2nd row)	44.5					
Shoulder room (front)	66.6					
Shoulder room (2nd row)	65.4					
Maximum seating capacity	6			5		
WEIGHTS/CAPACITIES						
Curb weight (lbs.)	5550	5625			5585	5645
Gross Vehicle Weight Rating (GVWR) (lbs.)	7000	7200			7000	7200
Maximum Payload [18] (lbs.)	1450 [21]	1575 [21]			1340	1480
Towing capacity [14] (lbs.)	6700 [26]	8100 [25]			8100	10100
Fuel tank (gallons)	26.4					
TIRES						

Specifications

2010 **TUNDRA**



	4x4 CrewMax w/4.6-Liter V8 6- Speed Auto	4x4 CrewMax w/5.7-Liter V8 6- Speed Auto	4x4 CrewMax w/5.7-Liter V8 FFV 6-Speed Auto	4x4 CrewMax Ltd. w/4.6 - Liter V8 6-Speed Auto	4x4 CrewMax Ltd w/5.7-Liter V8 FFV 6-Speed Auto	4x4 CrewMax Ltd w/5.7-Liter V8 6- Speed Auto
18-in. steel wheels with P255/70R18 tires	Standard			N/A		
18-in. styled steel wheels with P255/70R18 tires	Available			N/A		
18-in. alloy wheels with P275/65R18 tires	Available			Standard		
20-in. alloy wheels with P275/55R20 tires	Available					
17-in. TRD Rock Warrior Package wheels with P275/70R17 tires	N/A	Available		N/A		
18-in. TRD Off-Road Package wheels with P275/65R18 BFGoodrich® tires	Available					
20-in. Platinum Package alloy wheels with P275/55R20 tires	N/A			Available		
MPG						
Mileage estimates (mpg city/highway) [29]	14/19	13/17	N/A	14/19	N/A	13/17



Accessories

EXTERIOR ACCESSORIES



20" Machined Star 5 Spoke Wheel
\$1,695 Installed MSRP*



Ball Mounts
\$65 Parts Only MSRP**



Bed Extender
\$320 Installed MSRP*



Bedliner w/Deck Rail System
\$365 Installed MSRP*



Bedliner w/o Deck Rail System
\$365 Installed MSRP*



Bed Mat
\$127 Installed MSRP*




Bed Rug
\$409 Parts Only MSRP**



Bed Step
\$300 Installed MSRP*



Cargo Divider
\$345 Installed MSRP*



Cargo Net Exterior
\$49 Installed MSRP*



Deck Rail System w/4 Tie Down Cleats
\$210 Installed MSRP*



Exhaust Tip
\$85 Installed MSRP*



Front Skid Plate
\$425 Installed MSRP*



Hood Protector
\$165 Installed MSRP*



Locking Bike Fork Attachment
\$95 Installed MSRP*



Mini Tie Down w/Hook (set of 2)
\$45 Installed MSRP*



Spare Tire Lock
\$73 Installed MSRP*



Stepboards Brushed Stainless Steel
\$624 Installed MSRP*



Tonneau Cover
\$1,545 Installed MSRP*



Tow Hitch w/ 7 Pin Connector
\$920 Installed MSRP*

* Installed MSRP is the Manufacturers Suggested Retail Price for accessories installed by the manufacturer. Actual prices for the dealer installed accessories may vary. Please see your local Toyota dealer for pricing. Prices and product availability are subject to change without notice.

** Installation not included. See your local Toyota dealer for installed pricing. Prices and product availability are subject to change without notice.



Accessories

INTERIOR ACCESSORIES



Tube Steps - Black
\$490 Installed MSRP*



Tube Steps - Chrome
\$534 Installed MSRP*



Wheel Locks
\$81 Installed MSRP*



All Weather Floor Mats w/
Door Sill Protector
\$165 Installed MSRP*



All Weather Mats
\$99 Installed MSRP*



Anodized Aluminum Shift
Knob
\$85 Installed MSRP*



BLU Logic® Hands-free
System
\$299 Installed MSRP*



Carpet Floor Mats
\$115 Installed MSRP*



Carpet Floor Mats w/door Sill
Protector
\$181 Installed MSRP*



Emergency Assistance Kit
\$70 Installed MSRP*



First Aid Kit
\$29 Installed MSRP*



Glass Breakage Sensor
(GBS)
\$165 Installed MSRP*




Interface Kit for iPod®
\$299 Installed MSRP*



Molded simulated Burlwood
dash applique by Superior
Dash
\$350 Installed MSRP*



Remote Engine Start
\$529 Installed MSRP*



Seat Back Cargo Net
\$64 Installed MSRP*



Sport Pedal Stainless Steel
\$85 Installed MSRP*



Wireless headphones (pair)
\$82 Parts Only MSRP**



XM Satellite Radio Kit
\$449 Installed MSRP*

* Installed MSRP is the Manufacturers Suggested Retail Price for accessories installed by the manufacturer. Actual prices for the dealer installed accessories may vary. Please see your local Toyota dealer for pricing. Prices and product availability are subject to change without notice.

** Installation not included. See your local Toyota dealer for installed pricing. Prices and product availability are subject to change without notice.



Accessories

PERFORMANCE ACCESSORIES



TRD 17" x 8" 6 Split Spoke Forged Off-road Wheel w/ Beadlock Styling
\$3,199 Installed MSRP*



TRD 22"x9" 5-Spoke Polished Forged Aluminum Alloy Wheel
\$4,699 Installed MSRP*



TRD Forged Oil Cap
\$45 Parts Only MSRP**



TRD High Performance Brake Kit
\$2,895 Installed MSRP*



TRD Performance Air Filter
\$90 Installed MSRP*



TRD Performance Air Intake
\$475 Parts Only MSRP**



TRD Performance Handling Kit
\$1,699 Parts Only MSRP**



TRD Rear Sway Bar
\$299 Installed MSRP*

* Installed MSRP is the Manufacturers Suggested Retail Price for accessories installed by the manufacturer. Actual prices for the dealer installed accessories may vary. Please see your local Toyota dealer for pricing. Prices and product availability are subject to change without notice.

** Installation not included. See your local Toyota dealer for installed pricing. Prices and product availability are subject to change without notice.



WARRANTIES

Every Toyota Car, Truck and SUV is built to exceptional standards. And that's not idle boasting. We back it up with these Limited Warranty Coverages:

Basic: 36 months/36,000 miles (all components other than normal wear and maintenance items).

Hybrid-Related Component Coverage: Hybrid-related components for hybrid vehicles are covered for 8 years/100,000 miles. The HV battery may have longer coverage under emissions warranty. Refer to applicable Owner's Warranty Information booklet for details.

Powertrain: 60 months/60,000 miles (engine, transmission/transaxle, front-wheel drive, rear-wheel drive, seatbelts and airbags).

Rust-Through: 60 months/unlimited miles (corrosion perforation of sheet metal).

Emissions: Coverages vary under Federal and California regulations. Refer to applicable Owner's Warranty Information booklet for details.

Accessories: For accessories purchased at time of the new vehicle purchase, the Toyota Accessory Warranty coverage is in effect for 36 months or 36,000 miles (whichever comes first) from the vehicle's in-service date, which is the same coverage as the Basic coverage of the Toyota New Vehicle Limited Warranty.

For dealer-installed accessories purchased after the new vehicle purchase, the coverage is 12 months or 12,000 miles (whichever comes first) from the date the accessory was installed on the vehicle, or the remainder of the above 36 months or 36,000 miles Basic coverage from the vehicle's in-service date, whichever provides greater coverage, with the exception of car covers. Car covers are warranted for 12 months from the date of purchase and do not assume any coverage under the Toyota New Vehicle Limited Warranty.

For customers (non-dealer) installed accessories purchased after the new vehicle purchase, the coverage is 1 month or 12,000 miles (whichever comes first), from the purchase date of the accessory.

You may be eligible for transportation assistance if it's necessary that your vehicle be kept overnight for repairs covered under warranty. Please see your authorized Toyota dealership for further details.

For complete details about Toyota's warranties, please refer to the applicable Owner's Warranty Information booklet or see your Toyota dealer.

DISCLAIMERS

All information in this eBrochure is based on data available at time of posting, is subject to change without notice and pertains specifically to continental U.S.A vehicles only.

[1] Satellite radio requires monthly service fee. See your Toyota dealer for further details. Reception of the satellite signal may vary depending on location. All fees and programming subject to change. Subscriptions subject to the terms and conditions available at www.xmradio.com or www.sirius.com. Available only in the 48 contiguous United States.

[2] iPod® is a registered trademark of Apple, Inc.

[3] The phones on this site have been tested for Bluetooth® compatibility with Toyota vehicles. Performance will vary based on phone software version, coverage, and your wireless carrier. Phones are warranted by their manufacturer, not Toyota.

[4] The navigation system is designed to assist in locating an address or point of interest. XM NavTraffic® requires a monthly service fee and hardware, and is designed to provide real-time traffic or alternative routes of travel. Discrepancies may be encountered between the system and your actual location. Road system changes may affect the accuracy of the information provided. Rely on your common sense to decide whether to follow a specified route. Detailed coverage not available in every city or roadway. Periodic navigation updates available at an additional cost. See your Navigation System Owner's Manual for further details.

[5] The backup camera does not provide a comprehensive view of the rear area of the vehicle. You should also look around outside your vehicle and use your mirrors to confirm rearward clearance. Cold weather will limit effectiveness and view may become cloudy

[6] Headphones are for passenger use only. Do not use while operating vehicle

[7] HomeLink® is a registered trademark of Johnson Controls, Inc

[8] Brake Assist is designed to help the driver take full advantage of the benefits of ABS. It is not a substitute for safe driving practices. Braking effectiveness also depends on proper brake-system maintenance and tire and road conditions

[9] Vehicle Stability Control (VSC) is an electronic system designed to help the driver maintain vehicle control under adverse conditions. It is not a substitute for safe driving practices. Factors including speed, road conditions and driver steering input can all affect whether VSC will be effective in preventing a loss of control. Please see your Owner's Manual for further details

[10] All the airbag (AB) systems are Supplemental Restraint Systems. All ABs (if installed) are designed to inflate only under certain conditions and in certain types of severe collisions: frontal and knee ABs typically inflate in frontal collisions; side and side curtain ABs in side collisions; Roll-Sensing Curtain ABs at a severe tilt degree, roll or lateral G-force. In all other accidents, the ABs will not inflate. To decrease the risk of injury from an inflating AB, always wear seatbelts, sit upright in the middle of the seat as far back as possible and do not lean against the door. Do not put objects in front of an AB or around the seatback. Do not use a rearward-facing child seat in any front passenger seat. The force of an inflating AB may cause serious injury or death. See your Owner's Manual for further information/warnings.

[11] The Toyota Tire Pressure Monitor alerts the driver when tire pressure is critically low. For optimal tire wear and performance, tire pressure should be checked regularly with a gauge; do not rely solely on the monitor system. See your Owner's Manual for details

[12] The engine immobilizer is a state-of-the-art anti-theft system. When you insert your key into the ignition switch, the key transmits an electronic code to the vehicle. The engine will only start if the code in the transponder chip inside the key matches the code in the vehicle's immobilizer. Because the transponder chip is embedded in the key, it can be costly to replace. If you lose a key, your Toyota dealer can help, or you can find a qualified independent locksmith to perform high security key services at www.aloa.org

[13] Available for vehicle with factory security

[14] Before towing, confirm your vehicle and trailer are compatible, hooked up and loaded properly and that you have any necessary additional equipment. Do not exceed any Weight Ratings and follow all instructions in your Owner's Manual. The maximum you can tow depends on the total weight of any cargo, occupants and available equipment

[15] 5.7L V8 Long Bed models only, not available with tow equipment

[16] Flex Fuel Vehicles not available in every state. In states where available, all 4x4, 5.7L V8 models are FFV. Flex Fuel Vehicles use E85, gasoline or a combination of both. Estimated mileage will vary. Consult your dealer for nearest E85 filling stations

[17] With Tow Package, rear differential ratio is 4.100 on 4.6L models/4.300 on 5.7L models

[18] Payload is the GVWR minus curb weight and includes weight of occupants, optional equipment and cargo, limited by weight distribution. Payload is not the Vehicle Capacity Weight as defined by FMVSS 110, which will vary according to installed optional equipment

[19] When equipped with Color Keyed-Bumper Package, payload increases by 75 lbs as a result

[20] When equipped with Maximum Payload Package, payload increases by 75 lbs as a result

[21] When equipped with Tow Package, payload decreases by 75 lbs as a result

[22] When equipped with Color-Keyed Bumper Package, standard towing capacity decreases to 1500 lbs

[23] When equipped with Maximum Payload Package, standard towing capacity decreases to 8800 lbs

[24] When equipped with Tow Package, payload increases by 1400 lbs as a result.

[25] When equipped with Tow Package, payload increases by 2000 lbs as a result

[26] When equipped with Tow Package, payload increases by 1500 lbs as a result

[27] When equipped with Color-Keyed Bumper Package, standard towing capacity decreases to 1400 lbs

[27] When equipped with Color-Keyed Bumper Package, standard towing capacity decreases to 1400 lbs

[28] When equipped with Maximum Payload Package, standard towing capacity decreases to 8600 lbs.

[29] 2010 EPA-estimated mileage. Actual mileage will vary.

Helpful Links

2010 **TUNDRA**



BUYER TOOLS:

Find Local Specials
www.buyatoyota.com

Request a Quote
www.buyatoyota.com

Locate a Dealer
<http://www.toyota.com/dealers>

Competitive Comparison
<http://www.toyota.com/compare>

Toyota Financial Services
www.toyotafinancial.com

Payment Estimator
<http://www.toyotafinancial.com/estimator>

Apply for Credit
<http://www.toyotafinancial.com/apply>

Certified Used Vehicles
<http://www.toyota.com/tcuv>

Warranty Info.
www.toyotaownersonline.com/warranty

OWNER TOOLS:

Toyota Owner Resources
www.toyotaownersonline.com

Vehicle Reference Guides
<http://prg.toyotapartsandservice.com/>

Maintenance Guides
<http://smg.toyotapartsandservice.com/owners.php>

Toyota Service
<http://www.toyotaownersonline.com/service>

Car Care Tips
<http://www.toyotaownersonline.com/carcare>

Driver Tips
<http://www.toyotaownersonline.com/tips>

Genuine Toyota Parts
<http://www.toyotaownersonline.com/parts>

Do-It-Yourself Help
<http://www.toyotaownersonline.com/diy>

GENERAL INFORMATION:

Toyota News
<http://www.toyota.com/news>

Toyota Motorsports
<http://www.toyota.com/motorsports>

Toyota NASCAR Racing
<http://www.toyota.com/pitpass>

Future Concept Vehicles
<http://www.toyota.com/future>

Community Care
<http://www.toyota.com/community>

QUESTIONS:

FAQs
<http://www.toyota.com/FAQ>

Contact Toyota
<http://www.toyota.com/contact>