



WE ARE PROFESSIONAL GRADE



17GMC SRALDRC-25

**GMC**

SIERRA



**DEP**  
DEALER E-PROCESS



DENALI	2	SLT	6	ALL TERRAIN	10	ELEVATION	14	INTERIOR	16	EXTERIOR	22	CAPABILITY	28	PROTECTION	34	SELECTION	38
--------	---	-----	---	-------------	----	-----------	----	----------	----	----------	----	------------	----	------------	----	-----------	----



## PRECISION MATTERS

---

It matters in every pound-foot of torque, every millimeter of fit and finish and every decibel of quiet. That's what drives us to reimagine solutions and create rewarding driving experiences. The new 2017 Sierra proves we never stay in neutral. We took the truck known for its capability as well as its refined, comfortable and quiet cabin and raised the bar. Sierra offers exterior LED lighting, available tri-mode power steps and an 8-speed automatic transmission with two available V-8s. These are the latest advancements in a truck legendary for its achievements.



SIERRA CREW CAB SLT IN QUICKSILVER METALLIC (left)  
SIERRA DENALI ULTIMATE CREW CAB IN DARK SLATE METALLIC (center)  
SIERRA ALL TERRAIN DOUBLE CAB SLT IN CRIMSON RED TINTCOAT (right)  
Vehicles shown with available equipment.



# DENALI

## MAKES A POWERFUL FIRST IMPRESSION.

Our designers love details as much as our engineers do. A prime example is Sierra Denali—a premium pickup like no other. It begins with a bold, confident, sculpted front design, Denali-exclusive grille, high-performance LED headlamps and thin-profile LED fog lamps, and wraps up with LED taillamps. In addition, we've taken Denali's style, craftsmanship and capability to a higher level on 4WD models by offering the Sierra Denali Ultimate. It includes a 6.2L, 420-hp V-8 paired with an 8-speed automatic transmission, 22" wheels with chrome inserts, chrome recovery hooks, a power sunroof and tri-mode power steps to make this the ultimate expression of our premium-grade trucks.

**+ 420-HP 6.2L V-8 (AVAILABLE)**

**+ MAGNETIC RIDE CONTROL**

**+ 22" ALUMINUM WHEELS (AVAILABLE)**

**+ TRI-MODE POWER STEPS (AVAILABLE)**

**+ ENHANCED DRIVER ALERT PACKAGE WITH  
LOW SPEED FORWARD AUTOMATIC BRAKING**







SIERRA DENALI ULTIMATE IN ONYX BLACK  
shown with available equipment.





## TUNES IN WHAT YOU LIKE TO HEAR. TUNES OUT WHAT YOU DON'T.

Sierra Denali is engineered to create the ultimate cabin. Your solitude comes from triple door seals, sound-absorbing materials and an inlaid design that fits the doors precisely into the body. It's the ideal environment to enjoy the Color Touch Sound System with IntelliLink,<sup>1</sup> Bose® audio, available 4G Wi-Fi<sup>®2</sup> and the turn-by-turn guidance of the Navigation System.<sup>3</sup> We've also taken attention to detail a step further with a soft-touch instrument panel, burnished aluminum trim, contrasting stitching and Denali-embroidered head restraints. And to keep you powered up, Sierra Denali includes a center console wireless charging mat<sup>4</sup> for use with a variety of smartphones and other mobile devices.

- + 12-WAY POWER FRONT SEATS WITH DRIVER MEMORY
- + HEATED AND VENTED PREMIUM LEATHER-APPOINTED FRONT BUCKET SEATS
- + BOSE PREMIUM SEVEN-SPEAKER AUDIO SYSTEM WITH SUBWOOFER
- + HAND-STITCHED AND HEATED LEATHER-WRAPPED STEERING WHEEL
- + BOSE ACTIVE NOISE CANCELLATION (WITH AVAILABLE 6.2L V-8 ENGINE)



<sup>1</sup>Full functionality requires compatible Bluetooth® and smartphone. Some devices require USB connectivity. <sup>2</sup>Requires a compatible mobile device, active OnStar service and data plan. 4G service available in select markets. Visit [onstar.com](http://onstar.com) for coverage map, details and system limitations. Data plan provided by AT&T.® <sup>3</sup>Map coverage available in the United States, Puerto Rico and Canada. <sup>4</sup>The system wirelessly charges one PMA- or Qi-compatible mobile device. Some devices require an adapter or back cover. To check for phone or other device compatibility, visit [my.gmc.com/learn](http://my.gmc.com/learn) for details.





SIERRA DENALI CREW CAB INTERIOR IN JET BLACK  
shown with available equipment.







# SLT

## THE THREE-LETTER SYMBOL FOR PREMIUM.

GMC designers formed the distinctive shape of Sierra SLT with a clear understanding of what you demand in a premium truck without sacrificing style, capability, power or efficiency. It begins up front with precisely crafted available high-performance LED headlamps and standard LED fog lamps and LED taillamps. As always, Sierra SLT surrounds its premium cabin with chrome accents and bold wheels.

- + PRECISELY CRAFTED FRONT APPEARANCE
- + GMC SIGNATURE C-SHAPE LED DAYTIME RUNNING LAMPS AND LED TAILLAMPS
- + HIGH-PERFORMANCE LED HEADLAMPS (AVAILABLE)
- + TRI-MODE POWER STEPS (AVAILABLE)<sup>1</sup>
- + 420-HP 6.2L V-8 ENGINE (AVAILABLE)



SIERRA SLT CREW CAB IN ONYX BLACK (left)  
SIERRA SLT CREW CAB IN WHITE FROST TRICOAT (right)  
Vehicles shown with available equipment.

<sup>1</sup>Available fall 2016.





## WE'VE REFINED THE TRUCK CABIN.

Designing a premium truck environment in SLT that you actually want to spend time in means surrounding you with comfortable, supportive seats as well as luxurious materials. It also means that Crew Cabs offer spacious rear leg room, while Double Cabs feature forward-hinged rear doors to make getting into and out of the rear seat easier. You'll also enjoy these SLT features.

- + REMOTE VEHICLE START
- + 10-WAY HEATED, LEATHER-APPOINTED FRONT SEATS
- + TWO-POSITION DRIVER SEAT MEMORY
- + POWER-ADJUSTABLE PEDALS
- + DUAL-ZONE AUTOMATIC CLIMATE CONTROLS





SIERRA SLT CREW CAB INTERIOR IN COCOA/DUNE  
shown with available equipment.







# ALL TERRAIN

BECAUSE THE BEST ROADS ARE THE ONES YOU CREATE.

Keep going long after the pavement ends. The Sierra All Terrain is engineered to conquer challenging landscapes while helping you keep in control. And no matter how rugged the going gets, its cabin is refined and comfortable.

**EXCLUSIVE ALL TERRAIN DESIGN** To match its off-road capability, the new All Terrain exterior features body-color door handles, bodyside molding, grille surround and bumpers, black mirror caps and beltline molding, thin-profile LED fog lamps and LED taillamps. The distinctive interior provides a supportive environment with carbon-fiber-inspired accents, unique All Terrain leather-appointed seating with contrasting red stitching and special dark aluminum IP trim.

**OFF-ROAD SUSPENSION** Featuring monotube Rancho® shocks, the legendary Z71 suspension allows you to go beyond mere sightseeing to truly explore the great outdoors. Venturing off-pavement means encountering just about anything, so an underbody shield helps protect vital components under the truck.

**AUTOTRAC 4WD TRANSFER CASE** This 2-speed 4WD system features both high- and low-range settings and is ideal when traction conditions are variable. When driving in AUTO, the front axle is engaged and power is sent to the front and rear wheels automatically, based on the driving situation.

**OFF-ROAD INCLINOMETER** To provide an accurate measure of your angle of pitch and roll while venturing off road, Sierra All Terrain includes a real-time gauge in the Driver Information Center.

**HIGH-CAPACITY AIR CLEANER** With off-road adventures come all sorts of dirt or debris attempting to invade the engine. The cleaner is engineered with a larger filter area that requires changing less often.

**UNIQUE ALL TERRAIN WHEELS AND TIRES** 20" ultra-bright machined aluminum wheels with dark painted accents are available. The all-terrain tires are designed to perform on-road and off.

**HILL DESCENT CONTROL** Activated by pushing a button that's easy to reach, this available feature uses antilock braking for a smooth and controlled hill descent in rough terrain without you having to touch the brake pedal.



SIERRA ALL TERRAIN DOUBLE CAB IN CRIMSON RED TINTCOAT (left)  
SIERRA ALL TERRAIN CREW CAB IN PEPPERDUST METALLIC (right)  
Vehicles shown with available equipment.









# ALL TERRAIN X

GO WHERE YOUR MIND HAS BEEN ALL WEEK.

With Sierra All Terrain at its core, we crafted the new Sierra All Terrain X Package so you can live out your weekday dreams. To help you venture farther away from it all and conquer more challenging environments, we've heightened its rugged capabilities. We've added premium features and dialed up its aggressive, monochromatic design. All Terrain X is available on Sierra SLT 4WD Crew Cab Short Box and Double Cab Standard Box models. Starting with standard All Terrain content, the X includes additional features.

**ALL TERRAIN X TIRES** The 265/65R18SL Mud-Terrain-rated Goodyear® Wrangler DuraTrac MT tires are designed for off-road competence in dirt, gravel and mud, with on-road composure in dry, wet and wintry conditions.

**18" WHEELS** These black painted aluminum wheels add to its stealth look.

**BLACK SPORT SIDE STEPS** Gain easy access into the truck cabin.

**BLACK BED-MOUNTED SPORT BAR** It's designed to support the available accessory off-road LED lighting package (shown) for illumination in any environment.

**HIGH-PERFORMANCE LED HEADLAMPS** The dark of night shouldn't stop your off-road adventures.

**ENGINES** A 5.3L V-8 with Direct Injection (DI), Variable Valve Timing (VVT) and Active Fuel Management (AFM) is standard. A 420-hp 6.2L V-8 is available.

**PERFORMANCE EXHAUST SYSTEM** Included only with the 5.3L V-8, it increases the output of the engine to 365 horsepower and adds an aggressive exhaust note.

**EXTERIOR COLORS** Choose your Sierra All Terrain X in Onyx Black, Summit White, Stone Blue Metallic,<sup>1</sup> Dark Slate Metallic,<sup>1</sup> Crimson Red Tintcoat<sup>1</sup> or Pepperdust Metallic.<sup>1</sup>



SIERRA ALL TERRAIN X CREW CAB IN ONYX BLACK (left and right)  
Vehicles shown with available equipment.



<sup>1</sup>Additional charge, premium paint.



# ELEVATION



SIERRA ELEVATION EDITION DOUBLE CAB IN ONYX BLACK  
shown with available equipment.



## IT DOESN'T NEED CHROME TO SHINE.

The Sierra Elevation Edition takes legendary Professional Grade engineering and adds an exclusive attitude. Its monochromatic body—available in Onyx Black, Summit White, Dark Slate Metallic<sup>1</sup> and Stone Blue Metallic<sup>1</sup>—tells the world that something unique is headed their way with high style, advanced connectivity and surprising value. For 2017, Elevation is now available on SLE models in both Crew Cab and Double Cab configurations.

**BODY-COLOR DESIGN** Its monochromatic appearance is created with matching body-color bumpers, side moldings, grille surround, door handles and mirror caps.

**SIGNATURE LIGHTING** Elevation includes HID projector-beam headlamps with LED signature lighting and thin-profile LED fog lamps.

**20" BLACK PAINTED ALUMINUM WHEELS** The 20" machined wheels shown are painted high-gloss black with matching caps and raised GMC logos. Elevation is also available with 20" bright machined aluminum wheels.

**4G BUILT-IN WI-FI HOTSPOT<sup>2</sup>** Sierra Elevation includes a built-in Wi-Fi hotspot for connecting up to seven tablets, laptops or mobile devices at 4G speed, so the content you crave is always headed where you are. Requires a data plan after the 3-month or 3GB data trial (whichever comes first).

**myGMC MOBILE APP<sup>3</sup>** You can remotely start your vehicle, locate your vehicle on a map, lock or unlock your doors, honk your horn and flash your lights. You can also send destinations to your vehicle through your smartphone.

<sup>1</sup>Additional charge, premium paint. <sup>2</sup>Requires a compatible mobile device, active OnStar service and data plan. 4G service available in select markets. Visit [onstar.com](http://onstar.com) for coverage map, details and system limitations. Data plan provided by AT&T. <sup>3</sup>Requires data plan, compatible vehicle and device. Some features require factory-installed remote start, power locks, Tire Pressure Monitoring System or active OnStar service.







A

C

B

D

SIERRA DENALI CREW CAB INTERIOR IN JET BLACK  
shown with available equipment.





## INFORMATION. POWERFULLY PRESENTED.

Sierra's ergonomically configured instrument panel places information where it's quickly visible and controls where they're easily under your command. In Sierra Denali, the 8" diagonal color touch-screen with Navigation<sup>1</sup> provides immediate data and dynamic response, while an 8" diagonal Customizable Driver Display lets you personalize vital information with selectable themes—Standard, Technology and Media. Knobs and buttons are large to accommodate gloved hands, while gauges are easy to read and LED back-lit.

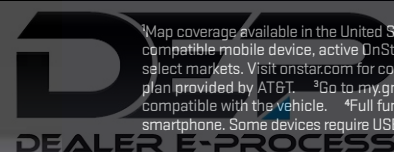
**A :: 4G WI-FI HOTSPOT<sup>2</sup> (AVAILABLE)**

**B :: BLUETOOTH<sup>3</sup> CONNECTIVITY (AVAILABLE)**

**C :: INTELLILINK<sup>4</sup> SYSTEM (AVAILABLE)**

**D :: 110-VOLT POWER OUTLET (AVAILABLE)**

<sup>1</sup>Map coverage available in the United States, Puerto Rico and Canada. <sup>2</sup>Requires a compatible mobile device, active OnStar service and data plan. 4G service available in select markets. Visit [onstar.com](http://onstar.com) for coverage map, details and system limitations. Data plan provided by AT&T. <sup>3</sup>Go to [my.gmc.com/learn](http://my.gmc.com/learn) to find out which phones are compatible with the vehicle. <sup>4</sup>Full functionality requires compatible Bluetooth and smartphone. Some devices require USB connectivity.





## CORNER OFFICE. HOME OFFICE. MOBILE OFFICE.

You can always count on Sierra to offer advanced technologies to keep you connected, entertained and highly productive. Connect from almost anywhere with available 4G Wi-Fi<sup>1</sup> to make Sierra your office away from the office.



**4G WI-FI HOTSPOT<sup>1</sup>** Available 4G built-in Wi-Fi (3-month or 3GB data trial, whichever comes first) means a fast Internet connection for up to seven Web-enabled devices when Sierra is running. It's reliable, easy to use and can connect up to 50 feet around Sierra.

**INTELLILINK<sup>2</sup>** The available IntelliLink system features a full-color, 7" or an available 8" diagonal screen for easy viewing and hands-free, voice-activated control of your smartphone. Stream music, sync MP3 music, receive vocalized text messages, benefit from Siri<sup>®</sup> Eyes Free<sup>3</sup> assistance, connect libraries from multiple devices and store phone contacts. Learn more at [gmc.com](http://gmc.com).



**BOSE AUDIO SYSTEM** The optional Bose audio system is engineered to give you the realism and presence of a live performance.





#### REAR VISION CAMERA SYSTEM

The center screen also serves as your monitor for the available camera. Its dynamic grid lines (included on all 7" and 8" diagonal screens) help provide the perfect target when backing up or hitching a trailer.



#### CENTER CONSOLE WIRELESS CHARGING<sup>4</sup>

Available wireless charging located on the center console lets you power up your compatible phone or device anytime the vehicle is running. Plus, you'll also find up to five available USB ports,<sup>5</sup> four auxiliary power outlets and a 110-volt outlet to keep everyone connected and powered up.



#### VOICE AND TOUCH-SCREEN NAVIGATION<sup>6</sup>

In response to your voice or touch, Sierra's available Navigation System displays 2-D or 3-D map graphics on the 8" diagonal center-mounted screen. Also included, NavTraffic<sup>7</sup> (with 3 trial months of SiriusXM) incorporates real-time traffic and road conditions, directing you toward the most efficient route.

<sup>1</sup>Requires a compatible mobile device, active OnStar service and data plan. 4G service available in select markets. Visit [onstar.com](http://onstar.com) for coverage map, details and system limitations. Data plan provided by AT&T. <sup>2</sup>Full functionality requires compatible Bluetooth and smartphone. Some devices require USB connectivity. Data plan rates apply. <sup>3</sup>Requires IntelliLink and compatible iPhone<sup>®</sup> running iOS 6 or newer. <sup>4</sup>The system wirelessly charges one PMA- or Qi-compatible mobile device. Some devices require an adapter or back cover. To check for phone or other device compatibility, visit [my.gmc.com/learn](http://my.gmc.com/learn) for details. <sup>5</sup>Not compatible with all devices. <sup>6</sup>Map coverage available in the United States, Puerto Rico and Canada. <sup>7</sup>If you decide to continue service after your trial, the subscription plan you choose will automatically renew thereafter and you will be charged according to your chosen payment method at then-current rates. Fees and taxes apply. To cancel, you must call SiriusXM at 1-866-635-2349. See SiriusXM Customer Agreement for complete terms at [siriusxm.com](http://siriusxm.com). All fees and programming subject to change. For more information about NavTraffic, visit [siriusxm.com/navtraffic](http://siriusxm.com/navtraffic). For more information about Travel Link, visit [siriusxm.com/travelink](http://siriusxm.com/travelink). Sirius, XM, SiriusXM and all related marks and logos are trademarks of SiriusXM Radio, Inc.





## ANATOMY OF PREMIUM COMFORT.

Sierra achieves the ultimate in support and comfort. Its seats are engineered to feel good from day one and for the long haul. Add available leather appointments and heating and ventilation, and leaving the seats may not be easy to do. Convenient and generous storage options abound so everything is at your fingertips.

**LASTING COMFORT SEATS** Hard work shouldn't describe the front seats in your Sierra. That's precisely why they feature a bolstered design to support you and dual-firmness foam to provide lasting comfort. We used generous seat cushion bolsters so they'll maintain their shape and appearance over time. A premium grade of foam was selected for its ability to retain its shape over time to reduce driver and passenger fatigue. The seats also use high-wear materials that were tested for 100,000 durability cycles of entry and exit.

**HEATED AND VENTED FRONT SEATS** The ultimate in all-weather comfort, these seats (standard on Denali; available on SLT) are perforated and leather appointed. You'll also appreciate the warmth of front heated leather-appointed seats on SLT or available front heated seats on SLE.

**POWER FRONT SEATS** Get comfortable at the touch of a button with available power-adjustable front seats. Driver-seat adjustment is available for 40/20/40 seating with select equipment packages, and power driver and front-passenger seats are included with all bucket seats on SLE (10-way driver/six-way passenger), SLT (10-way driver/10-way passenger) and Denali (12-way driver/12-way passenger).





**PREMIUM MATERIALS** Sierra offers premium materials such as a soft-touch feel on the instrument panel, while real aluminum trim and contrasting stitching give the interior an overall refined appearance.



**HEATED STEERING WHEEL** Standard on Denali and available on SLT, the leather-wrapped, heated steering wheel adds warmth whenever you demand it.



**CLIMATE CONTROL** Automatic dual-zone climate control with individual settings for the driver and front-seat passenger is standard on SLT and Denali and available on SLE.



**GENEROUS STORAGE** An available center floor console maximizes space with a cavernous storage bin large enough for hanging files, a laptop or mobile devices. Pockets on either side of the console and in the door panels offer “grab and go” convenience and twin glove boxes give you and your companions personal storage areas.



**REAR SEATING** Rear-seat comfort is the result of 40.9" of leg room on Crew Cabs. And new for 2017, the Rear Seat Reminder is activated when a second-row door is opened or closed during or just before a trip. When Sierra is turned off, an audible alert and a message in the Driver Information Center remind you to check the second row.<sup>1</sup>



**POWER-ADJUSTABLE PEDALS** To help drivers of varying heights sit at a comfortable distance from the steering wheel, adjustable pedals are available on SLE and standard on SLT and Denali.



<sup>1</sup>Does not detect people or items. Always check the rear seat before exiting the vehicle.





## HELPS YOU SEE AND BE SEEN.

To give the 2017 Sierra clearer vision in most driving situations, GMC engineers use the latest advancement in lighting. High-performance LED headlamps, thin-profile LED fog lamps and LED taillamps are available to provide enhanced visibility, efficiency and durability. The signature taillamps use less power and activate faster than incandescent bulbs.

- + **INTELLIBEAM** When oncoming headlamps or taillamps are detected in front of the truck, Sierra offers this available system to automatically adjust between low and high beams.
- + **HIGH-PERFORMANCE LED HEADLAMPS ENHANCE ILLUMINATION AND EFFICIENCY (AVAILABLE)**
- + **GMC SIGNATURE LED LIGHTING PROVIDES A DISTINCT APPEARANCE**
- + **THIN-PROFILE LED FOG LAMPS HELP IMPROVE VISIBILITY (AVAILABLE)**









# THERE ARE PREMIUM ACCOMMODATIONS BACK HERE, TOO.

Professional Grade engineering results in premium benefits in the bed of the 2017 Sierra. It's our most innovative cargo box ever to help you access, load and secure cargo and protect the bed.

**TRI-MODE POWER STEPS** Sierra Denali and SLT Crew Cab<sup>1</sup> offer power assist steps that automatically extend when the front- or second-row doors are opened to provide easy access. They retract when the doors close for an uncluttered profile. Tap a button on the edge of the step with your foot and it moves rearward for side access into the bed. See your dealer for more availability details.

**REMOTE POWER-LOCKING TAILGATE** This available convenience allows you to lock or unlock the tailgate from the key fob.

## CORNERSTEP REAR BUMPER AND INTEGRATED HANDGRIPS

Crafted into the corners, the bumper steps make it easy to access the cargo box. The depth of the step accommodates large boots, and ergonomically designed handgrips on the top of the side rails help give you a boost into the bed.



**EZ-LIFT AND LOWER TAILGATE** Loading the cargo box takes less effort thanks to an available EZ-Lift and Lower Tailgate. It also keeps the tailgate from slamming down.

**LED UNDER-RAIL LIGHTS** Available LED lights are conveniently positioned under each cargo box rail to make it easier to load or unload at night, or when the box is enclosed by a tonneau cover.

**AEROSPATS** Air deflectors are located in front of the rear tires to direct air around the wheel openings to help reduce turbulence and drag. The result is a more efficient driving experience.

**SPRAY-ON BEDLINER** To provide a permanent, durable nonskid surface, the available (standard on Denali and All Terrain) black liner covers the entire bed below the side rails, including the tailgate, front box top rail and lower tie-down hooks. It's designed to protect Sierra's premium fit and finish.

**EIGHT TIE-DOWN HOOKS** In addition to four lower stationary hooks are four patented, load-bearing movable upper hooks. Rated at 250 pounds<sup>2</sup> each, the upper hooks can be repositioned in several places around the box depending on the cargo being secured.




**BED RAIL PROTECTION** Simple yet all-too-important elements like standard rail protectors at the top of the box improve damage resistance. And to help reduce turbulence, a rear spoiler is integrated into the top of the tailgate.

**HIGH-STRENGTH STEEL BED** Unlike the stamped-steel process, a roll-formed process is used in Sierra's cargo bed floor to allow for a higher-grade steel that's stronger, lighter and more durable. Sierra offers a maximum payload of more than a ton<sup>3</sup> (up to 2250 pounds on 2WD Double Cab with the available Max Trailering Package and 5.3L V-8).



<sup>1</sup>Available fall 2016. <sup>2</sup>Cargo and load capacity limited by weight and distribution. <sup>3</sup>These maximum payload ratings are intended for comparison purposes only. Before you buy a vehicle or use it to haul people or cargo, carefully review the vehicle loading section of the Owner's Manual and check the carrying capacity of your specific vehicle on the label on the inside of the driver's door jamb.



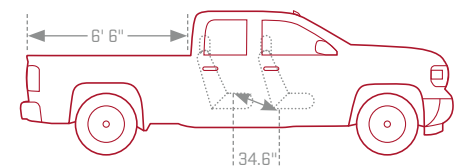


## FOUR DOORS. THREE CHOICES.

Our designers and engineers work well together. So they combined their skills to create three distinct four-door cab and bed options for the 2017 Sierra. Whether you choose the Crew Cab Short Box, Crew Cab Standard Box or the Double Cab Standard Box, they all provide up to six-passenger seating and easy access with the addition of traditional forward-hinged rear doors. The beauty is, now you don't have to open the front door to open the rear.



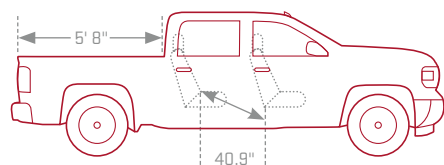
**DOUBLE CAB STANDARD BOX** The Sierra Double Cab features forward-hinged rear doors to make it easier to get into and out of the rear seats. Once inside, passengers will benefit from 34.6" of leg room. (Double Cab models come with a 6' 6" Standard Box.)



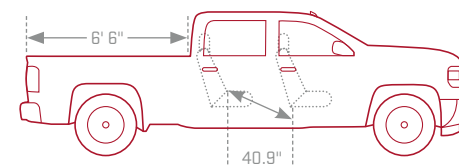
**DEP**  
DEALER E-PROCESS



**SIERRA SLE DOUBLE CAB IN DARK SLATE METALLIC WITH STANDARD BOX (left)**  
**SIERRA SLE CREW CAB IN CRIMSON RED TINTCOAT WITH STANDARD BOX (right)**  
 Vehicles shown with available equipment.



**CREW CAB SHORT BOX OR STANDARD BOX** The Sierra Crew Cab, with 40.9" of generous rear-seat leg room, makes for comfortable companions. The doors and the second-row openings are large to accommodate unobstructed entry and exit. Crew Cab models come with a 5' 8" Short Box (left) or an available 6' 6" Standard Box (right).






# CAPABILITY

DRIVEN BY HORSEPOWER AND BRAINPOWER.

In Sierra, it's as much about outsmarting as it is about overpowering the laws of physics. The results are truck engines that generate power efficiently. That's why Sierra's EcoTec3 engines are engineered to think before responding to driver inputs. Take Active Fuel Management (AFM): By sensing load and demand, AFM improves efficiency by activating or deactivating cylinders. Under demanding conditions, such as high speeds or heavy loads, the valves' switching mechanism is depressurized, re-engaging the cylinder and restoring full power.



**DEP**  
DEALER E-PROCESS



**420**  
**HORSEPOWER**  
**460**  
**lb-ft of**  
**TORQUE**

**6.2L V-8 Engine**

## PERFORMANCE TECHNOLOGIES

Sierra's 4.3L V-6, 5.3L V-8 and 6.2L V-8 engines feature Direct Injection (DI) and continuously Variable Valve Timing (VVT) as well as Active Fuel Management (AFM) to deliver power and efficiency. No other competitive pickup offers all of these technologies standard in all its engines. In fact, the available 5.3L V-8 offers both 355 hp and up to 23 mpg hwy,<sup>1</sup> while the available 6.2L V-8 offers 420 hp with up to 21 mpg hwy.<sup>1</sup> The Hydra-Matic 8-speed automatic transmission is standard on Denali and available on select SLT models.

- + ACTIVE FUEL MANAGEMENT:** Only uses the cylinders it needs to save fuel (deactivating two on the V-6 and four on the V-8).
- + DIRECT INJECTION:** Produces precise fuel distribution and fast, efficient combustion.
- + VARIABLE VALVE TIMING:** Responsive in low-speed and open-road passing or trailering.
- + PISTON COOLING:** Sprays oil under pistons and on cylinder walls to maximize power and durability.
- + 5.3L V-8:** The most fuel-efficient gasoline V-8 in a pickup.<sup>2</sup>
- + 6.2L V-8:** The most powerful gasoline V-8 in its class.

<sup>1</sup>EPA-estimated mpg for 4.3L EcoTec3 engine: 18 city/24 hwy (2WD), 17 city/22 hwy (4WD); 5.3L EcoTec3 engine: 16 city/23 hwy with 6-speed automatic transmission (2WD), 16 city/22 hwy with 6-speed automatic transmission (4WD), 16 city/22 hwy with 8-speed automatic transmission (2WD), 15 city/20 hwy with 8-speed automatic transmission (4WD); 6.2L EcoTec3 engine: 15 city/21 hwy (2WD), 15 city/20 hwy (4WD). <sup>2</sup>Based on GM Large Pickup segment. EPA-estimated mpg for the available 5.3L V-8 engine: 16 city/23 hwy with 6-speed transmission (2WD), 16 city/22 hwy with 6-speed transmission (4WD).



## ROADS CHANGE IN A SECOND. SO DOES THE SUSPENSION.

Road surfaces go from smooth to uneven and rough or from straight to curvy without warning. That's why Sierra Denali features standard **Magnetic Ride Control**, a suspension system that precisely speed-reads the road up to 1000 times a second, thinks and responds to changes in the road long before you ever could. All you have to do is feel a more comfortable, controlled ride. It's a unique system no other competitor in its class offers.

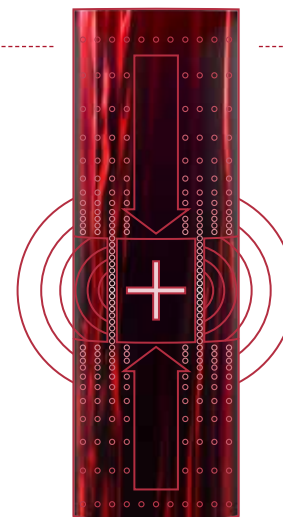
### CRUISING

On smooth roads, the iron particles in the patented magnetorheological fluid align to allow for a smooth ride.



### CONTROLLED

During cornering or on uneven surfaces, a magnetic field realigns the particles for a more secure, precise driving experience.



**MAGNETIC RIDE CONTROL** The Magnetic Ride Control system on Sierra Denali senses changes in the road up to 1000 times a second, instantly adjusting each shock absorber for maximum comfort, control and agility.

**ELECTRIC RACK-AND-PINION STEERING** The electric variable-assist power rack-and-pinion steering system on Sierra provides precise handling.

**HYDROFORMED FRAME** Providing Sierra with the ultimate in a solid foundation is a hydroformed, fully boxed, high-strength steel frame.

**CORROSION-RESISTANT DURALIFE BRAKE ROTORS** GMC engineers used patented Ferritic Nitro-Carburizing (FNC) technology that can help double rotor life.

**HIGH LATERAL-RATE BODY MOUNTS** Connecting the body to the frame are high lateral-rate hydraulic and shear-style body mounts for a smooth, quiet ride.

**LARGE RING GEARS** On Sierra models with the available 5.3L V-8 engine, the rear axle features a large (9.5") ring gear. Choose the Max Trailering Package or an available 6.2L model and it increases to 9.76." The rear axles are engineered to handle the robust power and provide durability.

**EATON® AUTOMATIC LOCKING REAR DIFFERENTIAL** This available feature automatically directs power to the wheel with the most traction on loose gravel or slippery surfaces to keep Sierra moving confidently forward.

**COIL-OVER-SHOCK FRONT SUSPENSION** This fully independent system is precisely tuned for improved handling.

**STABILITRAK** Sierra's electronic stability control system helps improve stability by detecting and reducing traction loss.





## WE'VE TAKEN TRAILERING TO THE MAX: UP TO 12,500 LBS.<sup>1</sup>

Sierra won the 2016 Cars.com truck towing showdown<sup>2</sup>—with the available 6.2L V-8 and Max Trailering Package. And now, for 2017, Sierra pulls up to 12,500 lbs<sup>1</sup> with the 6.2L V-8 and Max Trailering Package. Sierra's power and seamlessly integrated trailering technologies can trailer and control heavy loads, even in challenging situations.

**THE NHT MAX TRAILERING PACKAGE** Increased trailering capacity results when Sierra is equipped with this available package. It includes a 9.76" ring gear, 3.73 (6-speed) or 3.42 (8-speed) axle ratio with the available 5.3L V-8 (3.42 with 6.2L V-8), trailer brake controller, enhanced cooling radiator, revised shock tuning and heavier-duty rear springs.

**PREMIUM TRAILERING MIRRORS** The mirrors are heated and power-adjustable and are required and only available with the Max Trailering Package. A power-folding feature and driver memory are also included on SLT. You'll appreciate the segment-first LED rear guidance lamps that enhance visibility when backing up.

**HILL START ASSIST** Sensors automatically detect when Sierra is on a 5 percent grade or more. The system holds the brakes momentarily or until the accelerator is pressed, preventing rollback.

**TOW/HAUL MODE** To give you even more power to accelerate when trailering or hauling heavy loads, Tow/Haul mode raises transmission upshift points.

**REAR VISION CAMERA SYSTEM** The center screen serves as your monitor for the available camera. Its dynamic grid lines help when hitching a trailer.



**SIERRA CREW CAB SHORT BOX IN CRIMSON RED TINTCOAT**  
shown with available equipment.

<sup>1</sup>Sierra's 7600-lb rating requires Sierra Regular Cab Standard Box 4WD with 4.3L EcoTec3 V-6 engine. Sierra's 12,500-lb rating requires Sierra Double Cab or Crew Cab Short Box 2WD with 6.2L EcoTec3 V-8 engine and Max Trailering Package. Sierra's 11,100-lb rating requires Sierra Double Cab or Crew Cab Short Box 2WD with 5.3L EcoTec3 V-8 engine and Max Trailering Package. Before you buy a vehicle or use it for trailering, carefully review the trailering section of the Owner's Manual. The weight of passengers, cargo and options or accessories may reduce the amount you can tow. <sup>2</sup>For the full story on the Texas Truck Showdown, visit [pickuptrucks.com](http://pickuptrucks.com). From Cars.com, January 22, 2016. ©2016 Cars.com. All rights reserved. Used by permission and protected by the copyright laws of the United States. The printing, redistribution or retransmission of this content without express written permission is prohibited. <sup>3</sup>The IntelliHaul Trailering Camera System is an Associated Accessory sourced from EchoMaster, an independent supplier, and is not warranted by GM or its dealers. GM is not responsible for the safety or quality of third-party supplier alterations. EchoMaster provides a 3-year/36,000-mile manufacturer's warranty. For details on the warranty provided by EchoMaster (Power Brand of AAMP Global), please call 866-766-2267.

DEALER E-PROCESS

# 7600 LBS

### 4.3L V-6

With the standard 4.3L V-6, Sierra achieves a maximum trailer weight rating of up to 7600 lbs when properly equipped.<sup>1</sup>

**TRAILERING CAMERA SYSTEM** This available dealer-installed accessory system,<sup>3</sup> produced by EchoMaster,<sup>®</sup> provides several vantage points for confident trailering. Integrated into Sierra's center screen, the system offers multiple simultaneous views around Sierra. See your dealer for complete details.

**TRAILER SWAY CONTROL** This technology keeps both you and your trailer heading in the same direction, automatically. It detects a swaying trailer and applies both the vehicle's and the trailer's brakes (if properly equipped) to help bring it back in line.

**TRAILER BRAKE CONTROLLER** For fingertip control and easy monitoring of your trailer brakes, Sierra offers an available integrated trailer brake controller. It displays the level of brake force or "gain" in the Driver Information Center (DIC).

**AUTO GRADE BRAKING** It automatically senses when you want to slow your Sierra and engages a Grade Braking shift pattern to help maintain your desired speed.

**TAPSHIFT** For full command over Sierra's shifting, TapShift controls on the gear lever use a precise algorithm that improves shifting response time.

**TRANSMISSION TEMPERATURE GAUGE** Located in the DIC, it allows you to monitor the transmission fluid operating temperature in real time.



11,100 LBS

**5.3L V-8**

Choose the available 5.3L V-8 with the Max Trailering Package and you're able to tow up to a maximum of 11,100 lbs when properly equipped.<sup>1</sup>

12,500 LBS

**6.2L V-8**

Select the available 6.2L V-8 with the available Max Trailering Package and pull even bigger work or play equipment—up to a maximum of 12,500 lbs when properly equipped.<sup>1</sup>





# PROTECTION

## GIVES YOU A HEADS-UP USING YOUR SENSE OF TOUCH.

In an overstimulated world of flashing lights and beeping sounds, Sierra uses your sense of touch to get your attention. Safety features are no substitute for the driver's responsibility to operate the vehicle in a safe manner. The driver should remain attentive to traffic, surroundings and road conditions at all times. Read the vehicle Owner's Manual for important feature limitations and information.

**REAR PARK ASSIST** This available feature alerts you to objects behind the truck.


**REAR VISION CAMERA SYSTEM** The center screen serves as your monitor for the available camera. It helps you see what's behind Sierra when backing up.

**LATCH CHILD SEAT ANCHORING SYSTEM** LATCH stands for Lower Anchors and Top tethers for CHildren. A LATCH seat installs to specially designed retainer hooks with an audible "click." You can also install a top tether strap that helps limit movement in a forward crash, helping reduce the chance of injury.



\*A NOTE ON CHILD SAFETY: Always use safety belts and the correct child restraint for your child's age and size, even with air bags. Even in vehicles equipped with the Passenger Sensing System, children are safer when properly secured in a rear seat in the appropriate infant, child or booster seat. Never place a rear-facing infant restraint in the front seat of any vehicle equipped with an active frontal air bag. See your vehicle Owner's Manual and child safety seat instructions for more safety information.





**SAFETY ALERT DRIVER SEAT** Relaying inputs from Forward Collision Alert and Lane Keep Assist, this available seat alerts you to potential traffic danger using directional vibration pulses within the seat cushion.

**LANE KEEP ASSIST** This available feature helps you keep Sierra in its lane and avoid unintentional lane changes. It assists by gently turning the steering wheel if Sierra approaches a detected lane marking without the turn signal being activated.

**ENHANCED DRIVER ALERT PACKAGE** This available package provides the reassurance of Lane Keep Assist, Forward Collision Alert, IntelliBeam headlamps and Low Speed Forward Automatic Braking.

**FRONT PARK ASSIST** This available feature alerts you to objects in front of the truck while parking.

**LOW SPEED FORWARD AUTOMATIC BRAKING** If the vehicle is traveling at a low speed and the available system detects that a front-end collision situation is imminent while following a detected vehicle, and you have not applied the brakes, the system automatically applies the brakes to help reduce the collision's severity. The system may even help to avoid the collision at very low speeds.

**REINFORCED STEEL SAFETY CAGE DESIGN** Sierra's body structure is engineered to help maintain the integrity of the passenger compartment in the event of a collision. All steel from wheel to wheel, it's designed to crush in a controlled manner, absorbing as much of the energy of a crash as possible.

**AIR BAGS\*** To help reduce the risk of injury to passengers, dual-stage frontal air bags use sensors to gauge the severity of a crash. Head curtain side-impact air bags deploy from the roof rail like a protective curtain for outboard passengers and can be activated by either rollover or side-impact sensors.





# PROFESSIONAL GRADE PROTECTION.

---

Pro Grade Protection is standard on every 2017 Sierra. From maintenance to protecting your entire vehicle, you can drive with confidence.

**+ INCLUDES 2 MAINTENANCE VISITS DURING THE FIRST 2 YEARS/24,000 MILES<sup>1</sup>**

**+ 3-YEAR/36,000-MILE BUMPER-TO-BUMPER LIMITED WARRANTY<sup>2</sup>**

**+ 5-YEAR/60,000-MILE POWERTRAIN LIMITED WARRANTY<sup>2</sup>**

**+ 5-YEAR/60,000-MILE ROADSIDE ASSISTANCE/COURTESY TRANSPORTATION<sup>2</sup>**



SIERRA DENALI CREW CAB IN ONYX BLACK (left)  
SIERRA CREW CAB SLT IN QUICKSILVER METALLIC (right)  
Vehicles shown with available equipment.



# WE'RE AS CLOSE AS THE BLUE BUTTON.



Included for a limited trial period on most trims (available on base Sierra trim), the OnStar Guidance Plan<sup>3</sup> (trial excludes Hands-Free Calling minutes) lets you connect to a specially trained OnStar Advisor just by pressing the blue OnStar button in your Sierra.



**4G BUILT-IN WI-FI HOTSPOT<sup>4</sup>** Sierra has an available built-in Wi-Fi hotspot for connecting up to seven tablets, laptops or mobile devices at 4G speed, so the content you crave is always headed where you are. Requires a data plan after the 3-month or 3GB data trial (whichever comes first).

**ONSTAR BASIC PLAN<sup>5</sup>** With the Basic Plan (available on base Sierra trim), you've got a powerful connection to your vehicle and the world around you standard for 5 years at no additional cost to you. You'll have access to select services, which include limited features of the myGMC mobile app<sup>6</sup> that lets you remote-start your vehicle (if equipped), pinpoint your vehicle on a map on your device and manage your vehicle's Wi-Fi hotspot<sup>4</sup> (if equipped). Plus, send a destination to your in-vehicle navigation screen and lock or unlock your doors—all from your mobile device. Advanced Diagnostics can help you monitor your vehicle's key operating systems and simplify maintenance scheduling.

**AUTOMATIC CRASH RESPONSE** In a crash, built-in sensors can automatically alert an OnStar Advisor who is immediately connected into your vehicle to see if you need help—even if you can't ask for it.

**EMERGENCY SERVICES** One push of the red emergency button gives you a priority connection to a specially trained OnStar Advisor who can direct emergency services to your exact location and offer critical assistance until help arrives. With OnStar, you're never alone.

**CRISIS ASSIST** During severe weather or other crisis situations, OnStar can provide a quick, central point of contact when you need emergency assistance, navigation help or information.

**ROADSIDE ASSISTANCE<sup>7</sup>** If you're stranded, have a flat tire or need a tow truck, just ask an OnStar Advisor to get help to your exact location to get you back on the road quickly.

**STOLEN VEHICLE ASSISTANCE<sup>8</sup>** If your vehicle is stolen, once reported, OnStar can use GPS technology to pinpoint it and work with authorities to quickly help recover it. On many models, an Advisor can send a Stolen Vehicle Slowdown signal to slow the vehicle or a Remote Ignition Block signal to prevent it from being started. And with the new Theft Alarm Notification (if equipped), once locked, if your car alarm sounds, we can notify you.

**TURN-BY-TURN NAVIGATION<sup>9</sup>** Getting directions is as easy as pushing a button and telling an Advisor where you want to go. Directions are quickly downloaded to your vehicle, and a voice calls out every turn. An Advisor can also help you with a database of more than 14 million points of interest. To plan routes in advance, you can send destinations to your vehicle through an Advisor or the myGMC mobile app.<sup>6</sup>

**ONSTAR 4G CONNECTION<sup>4</sup>** With powerful 4G connectivity built right into your Sierra, you have your very own mobile command center that provides faster service delivery and lets you stay connected on the go.

**myGMC MOBILE APP<sup>6</sup>** You can remotely start your vehicle, locate your vehicle on a map, lock or unlock your doors, honk your horn and flash your lights. You can also send destinations to your vehicle through your smartphone.



myGMC mobile app<sup>6</sup>

**REMOTE ACCESS<sup>10</sup>** A simple call to an OnStar Advisor can send a signal to unlock your doors or honk the horn and flash the lights, or to remote-start/-stop your vehicle (requires factory-installed remote start). It's technology hard at work to get you back on the road.

**HANDS-FREE CALLING<sup>11</sup>** Your vehicle has built-in Hands-Free Calling to help keep you safely connected when your cell phone isn't available. Choose from minute bundles or a minutes-per-month plan.

**ONSTAR ATYOURSERVICE<sup>12</sup>** This feature helps you discover value on everyday purchases along your daily routes. When you push your blue OnStar button, a friendly Advisor can send you offers to your favorite stores or restaurants, or find a hotel and book a room. You can also use the myGMC mobile app<sup>6</sup> to find deals near you.

**ADVANCED DIAGNOSTICS<sup>13</sup>** Your vehicle can run a check on key vehicle systems and send you a monthly diagnostics report or a real-time diagnostics alert available by email or text. You'll know more and worry less with Advanced Diagnostics.

**DEALER MAINTENANCE NOTIFICATION<sup>13</sup>** Is it time for a tire rotation? An oil change? Or a new air filter? You'll always know because your vehicle can email your diagnostics report to the dealer when it's time, and the dealer will contact you to set up a service appointment.

<sup>1</sup>Maintenance visits must occur within 2 years or 24,000 miles of vehicle delivery, whichever comes first. Does not include air filters. See participating dealer for other restrictions and complete details. <sup>2</sup>Whichever comes first. See dealer for limited-warranty details. <sup>3</sup>Visit [onstar.com](http://onstar.com) for coverage map, details and system limitations. OnStar acts as a link to existing emergency service providers. <sup>4</sup>Requires a compatible mobile device, active OnStar service and data plan. 4G service available in select markets. Visit [onstar.com](http://onstar.com) for coverage map, details and system limitations. Data plan provided by AT&T. <sup>5</sup>Does not include emergency or security services. Visit [onstar.com](http://onstar.com) for coverage map, details and system limitations. <sup>6</sup>Requires data plan, compatible vehicle and device. Some features require factory-installed remote start, power locks, Tire Pressure Monitoring System or active OnStar service. <sup>7</sup>Roadside service provided by Allstate Roadside Services. <sup>8</sup>Services vary by model and conditions. Visit [onstar.com](http://onstar.com) for vehicle availability, details and system limitations. Theft Alarm Notification features vary by make and model. Requires factory-installed theft-deterrent system, Security or Guidance Plan and selection of notification communication preference(s). Vehicles must be locked electronically to arm the factory-installed theft-deterrent system. Messaging and data rates may apply. <sup>9</sup>Requires ABS and Guidance Plan. Visit [onstar.com](http://onstar.com) for coverage map. Services vary by model. <sup>10</sup>Visit [onstar.com](http://onstar.com) for coverage map, details and system limitations. Services vary by model and conditions. Unlock feature requires automatic door locks. <sup>11</sup>OnStar Hands-Free Calling requires an existing OnStar service contract and available minutes. Not available in certain markets. Visit [onstar.com](http://onstar.com) for coverage map, details and system limitations. <sup>12</sup>Not available on Basic Plan. Valid offers can vary. Check AtYourService through the myGMC mobile app for the latest offers. <sup>13</sup>Capabilities vary by model. Visit [onstar.com](http://onstar.com) for details and system limitations. Message and data rates apply. Requires active OnStar service, email address on file and enrollment in Advanced Diagnostics.



# SELECTION

## PRECISION-CRAFTED. RIGHT DOWN TO THE WHEELS.

Building a Professional Grade truck like the 2017 Sierra means engineering every inch of it from the ground up—including the wheels it rides on. That's why you'll find a selection of specially designed GMC wheels in a range of styles for your Sierra. See your dealer for more wheel availability details.

17" PAINTED STEEL (R06)  
Standard on Sierra

17" STAINLESS-STEEL CLAD (R07)  
Available on Sierra with Sierra  
Appearance Package

17" PAINTED AND BRIGHT MACHINED  
ALUMINUM (Q5W)  
Standard on SLE



20" BLACK PAINTED ALUMINUM (NZQ)  
Included with Elevation Edition  
models only

18" BRIGHT MACHINED ALUMINUM (UHN)  
Included on SLE and SLT with Z71  
Off-Road Suspension Package, Max  
Trailer Package and SLT All Terrain

18" 5-SPOKE BLACK PAINTED  
ALUMINUM (REG)  
Included with All Terrain X only

20" BRIGHT MACHINED ALUMINUM (R03)  
Available on Elevation Edition models, SLE and  
SLE with Z71 Off-Road Suspension Package or  
Max Trailer Package

DEALER E-PROCESS

18" POLISHED ALUMINUM (RCW)  
Standard on SLT



20" BRIGHT MACHINED ALUMINUM WITH  
DARK ARGENT PAINTED ACCENTS (NZH)  
Available on SLT All Terrain only



20" CHROME-CLAD ALUMINUM (NZP)  
Available on SLT with SLT Crew Cab  
Premium "Plus" Package



20" POLISHED ALUMINUM (RD5)  
Available on SLT with SLT  
Premium Package



20" ULTRA-BRIGHT MACHINED  
ALUMINUM (NZG)  
Standard on Denali



20" CHROME ALUMINUM (RTL)  
Available on Denali



22" ALUMINUM WITH PREMIUM PAINT  
AND CHROME INSERTS (Q7M)  
Included with Denali Ultimate Package only





# ACCESSORIES

WE SIGNED OUR WORK. NOW IT'S YOUR TURN.

Engineered to the same Professional Grade standards as your Sierra, GMC Accessories range from functional enhancements such as assist steps and bed management systems to stylish wheels<sup>1</sup> and accents.



**SFO ACCESSORY WHEEL**  
22" 6 split-spoke  
Ultra-Bright Machined  
Manooagian Silver



**SEW ACCESSORY WHEEL**  
22" 5 split-spoke  
Ultra-Bright Machined  
High-Gloss Black



**SEV ACCESSORY WHEEL**  
22" 6-spoke High-Gloss Black



**RXN ACCESSORY WHEEL**  
22" 7-spoke Aluminum  
with Chrome Inserts



**RX1 ACCESSORY WHEEL**  
22" 7-spoke Silver with Black Inserts

<sup>1</sup>Use only GM-approved tire and wheel combinations. Unapproved combinations may change the vehicle's performance characteristics. For approved tire and wheel combinations and other important information, go to [gmaccessories.com](http://gmaccessories.com) or see your dealer for details.





**CAT-BACK PERFORMANCE EXHAUST** A new GMC-engineered stainless steel cat-back performance exhaust system delivers both a bold exhaust note and a 10-hp gain—increasing the output of the 5.3L V-8 engine to 365 hp.



**PREMIUM FLOOR LINERS** Sierra's all-new floor liners take all-weather floor mat coverage further with raised edges to help protect floor and trim contours.



**TONNEAU COVERS** The soft cover shields cargo and easily rolls up to allow full access to the bed and is constructed with integrated crossbows. The hard cover is tri-folding and adds strong content protection and easy access to the cargo box.



**MOLDED SPLASH GUARDS** Custom-designed molded splash guards fit directly behind the wheels to help protect against tire splash and mud. Specially designed for your vehicle, they include styling features that accent the exterior of your Sierra.



**REAR UNDER-SEAT STORAGE ORGANIZER** Contain, organize and conceal items under the rear seat of your Sierra with this durable, molded plastic under-seat storage box.



**ASSIST STEPS** Make it easier to get into and out of your truck with these stylish steps. The 6" rectangular are chrome (shown) and the 4" round are stainless steel. Both are rust-resistant and available in either chrome or black powder coat.



# COLOR AND TRIM


## INSTRUMENT PANEL ACCENTS



Axiom Aluminum



Burnish Aluminum



Dark Aluminum

## DOOR AND CONSOLE ACCENTS




Off-Road Carbon Accent



Mineral Caster Wood Tone




Grand Lace Wood Tone



Oblique Hanon Oak Wood Tone

## INTERIOR COLORS/ SEATING SURFACES VINYL CLOTH



Jet Black/  
Dark Ash Vinyl



Jet Black/  
Dark Ash Cloth

## MODELS


SIERRA	—	—	—	—	—	—	—	○	●
ELEVATION EDITION	—	—	—	—	—	—	—	—	●
SLE	●	—	—	—	● <sup>1</sup>	● <sup>2</sup>	—	—	●
ELEVATION EDITION SLE	●	—	—	—	● <sup>1</sup>	● <sup>2</sup>	—	—	●
SLT	●	—	—	—	● <sup>1</sup>	● <sup>2</sup>	—	—	—
ALL TERRAIN	—	—	●	●	—	—	—	—	—
DENALI	—	●	—	—	—	—	●	—	—

KEY ● STANDARD ○ AVAILABLE — NOT AVAILABLE

## EXTERIOR COLORS (See your GMC dealer for more exterior color details)




Stone Blue Metallic<sup>4</sup>




Onyx Black



Quicksilver Metallic<sup>4,5,6</sup>



Summit White<sup>5</sup>



Cardinal Red<sup>5,6</sup>

<sup>1</sup>Included with Cocoa/Dune interior color only. <sup>2</sup>Included with Jet Black and Jet Black/Dark Ash interiors only. <sup>3</sup>Includes unique Denali accents. <sup>4</sup>Additional charge, premium paint. <sup>5</sup>Not available on Denali. <sup>6</sup>Not available with All Terrain Package. <sup>7</sup>Denali only. <sup>8</sup>Not available on Sierra trim. <sup>9</sup>Crew Cab models only.



LEATHER APPOINTMENTS



Jet Black/  
Jet Black Cloth

Cocoa/Dune Cloth

Jet Black/Dark Ash  
Leather-Appointed

Jet Black/Dark Ash  
Perforated Leather-  
Appointed

Jet Black/Jet Black  
Leather-Appointed

Jet Black/Jet Black  
Perforated Leather-  
Appointed

Jet Black/Jet Black  
Leather-Appointed  
with Cobalt Red Accents

Cocoa/Dune  
Leather-Appointed


Cocoa/Dune  
Perforated Leather-  
Appointed

Cocoa/Dark Sand  
Perforated Leather-  
Appointed

—	—	—	—	—	—	—	—	—	—
—	—	—	—	—	—	—	—	—	—
●	●	—	—	—	—	—	—	—	—
●	●	—	—	—	—	—	—	—	—
—	—	●	○	●	○	—	●	○	—
—	—	—	—	—	—	●	—	—	—
—	—	—	—	—	● <sup>8</sup>	—	—	—	●



Mineral Metallic<sup>4,7</sup>




Pepperdust Metallic<sup>4,5</sup>



Crimson Red Tintcoat<sup>4,8</sup>



Dark Slate Metallic<sup>4</sup>



White Frost Tricoat<sup>4,6,9</sup>





SIERRA 1500 SPECIFICATIONS

EXTERIOR DIMENSIONS	REGULAR CAB	DOUBLE CAB	CREW CAB
Height (in.)	73.5-74.1	73.9	73.7-74.2
Overall Length (in.)			
Short Box (in.)	–	–	229.3
Standard Box (in.)	205.0	229.4	238.9
Long Box (in.)	224.4	–	–
INTERIOR DIMENSIONS	REGULAR CAB	DOUBLE CAB	CREW CAB
Head Room, Front/Rear (in.)	42.4/–	42.8/38.7	42.8/40.5
Shoulder Room, Front/Rear (in.)	66.0/–	65.9/65.8	66.0/65.7
Leg Room, Front/Rear (in.)	45.3/–	45.3/34.6	45.3/40.9
WHEELBASE	REGULAR CAB	DOUBLE CAB	CREW CAB
Short Box (in.)	–	–	143.5
Standard Box (in.)	119.0	143.5	153.0
Long Box (in.)	133.0	–	–
CARGO DIMENSIONS <sup>1</sup>	SHORT BOX	STANDARD BOX	LONG BOX
Cargo Volume	53.4 cu. ft.	61.0 cu. ft.	76.3 cu. ft.
Inside Width at Floor (in.)	51.0	51.0	51.0
Box Length at Floor (in.)	69.3	78.9	97.8
STANDARD TECHNICAL DATA			
Series / Drive Type	1500/2WD	1500/4WD	
BRAKES All models: Power 4-wheel antilock braking system	Front disc/rear disc (w/Duralife rotors)	Front disc/rear disc (w/Duralife rotors)	
STEERING	Electric power rack-and-pinion with variable assist	Electric power rack-and-pinion with variable assist	
FUEL TANK CAPACITY (Approx. gals.: Short/Standard/Long Box)	26.0/26.0/34.0	26.0/26.0/34.0	
ALTERNATOR (amps)	150	150	
GVWR <sup>2</sup> (Gross Vehicle Weight Rating, lbs)			
Regular Cab	6500-6800	6700-7000	
Double Cab	6900-7400	7100-7600	
Crew Cab	6900-7400	7100-7600	



ENGINES

	4.3L EcoTec3 V-6 VVT DI AFM/Aluminum Block (L83)	5.3L EcoTec3 V-8 VVT DI AFM/Aluminum Block (L83)	6.2L EcoTec3 V-8 VVT DI AFM/Aluminum Block (L86)
CAPACITY	4.3 liters (262 cu. in.)	5.3 liters (325 cu. in.)	6.2 liters (376 cu. in.)
SAE NET HORSEPOWER @ RPM	285@5300	355@5600	420@5600
SAE NET TORQUE @ RPM (LB-FT)	305@3900	383@4100	460@4100
ENGINE/MODEL AVAILABILITY			
Regular Cab, Standard Box	●	○	—
Regular Cab, Long Box	●	○	—
Double Cab, Standard Box	●	○	○
Crew Cab, Short Box	●	○	○
Crew Cab, Standard Box	—	●	○
FUEL ECONOMY (city/hwy mpg)			
2WD 6-speed auto (EPA est.)	18/24	16/23	—
2WD 8-speed auto (EPA est.)	—	16/22	15/21
4WD 6-speed auto (EPA est.)	17/22	16/22	—
4WD 8-speed auto (EPA est.)	—	15/20	15/20
E85 FLEXFUEL CAPABLE <sup>3</sup>	●	○	—
TRANSMISSION			
1500: Electronically controlled 6-speed automatic transmission with overdrive, electronic engine grade braking and Tow/Haul mode			
1500: Electronically controlled 8-speed automatic transmission with overdrive, electronic engine grade braking and Tow/Haul mode (Requires L86 6.2L V-8 on Double Cab models. On Crew Cab models, included and only available with All Terrain Package, SLT Crew Cab Premium "Plus" Package, SLT with Max Trailering Package, L86 6.2L V-8 or Denali trim.)			

SIERRA 1500 SUSPENSIONS<sup>4</sup>

FRONT SUSPENSION COIL-OVER-SHOCK			REAR SUSPENSION SEMI-ELLIPTICAL 2-STAGE MULTILEAF SPRINGS		
FRONT AXLE/SPRING CAPACITY (lbs)	2WD (Short/Standard/Long Box)	4WD	REAR AXLE/SPRING CAPACITY (lbs)	2WD (Short/Standard/Long Box)	4WD
Regular Cab	— /3300/3300	— /3950/3950	Regular Cab	— /3800/3950	— /3850/3950
Double Cab	— /3850/—	— /3950/—	Double Cab	— /3950/—	— /3950/—
Crew Cab	3850/—/—	3950/3950/—	Double Cab w/Max Trailering Package	— /4300/—	— /4300/—
			Crew Cab	3950/—/—	3950/3950/—
			Crew Cab w/Max Trailering Package	4300/—/—	4300/4300/—

<sup>1</sup>Cargo and load capacity limited by weight and distribution. <sup>2</sup>When properly equipped; includes weight of vehicle, passengers, cargo and equipment. <sup>3</sup>When running on E85, Sierra 1500 2WD offers an EPA-estimated 12 city/16 hwy mpg with the 4.3L V-6 and 12 city/17 hwy mpg with the 5.3L V-8. E85 FlexFuel capability is not available in AZ, CA, CT, DE, MA, MD, ME, NJ, NY, OR, PA, RI, VT and WA. E85 is a combination of 85% ethanol and 15% gasoline. Go to [afdc.energy.gov/afdc/fuels](http://afdc.energy.gov/afdc/fuels) to see if there is an E85 fuel station near you. <sup>4</sup>Capacities and weight ratings are dependent on model, engine, transmission and GVWR combinations. See your GMC dealer for details.





**PAYLOAD AND TRAILERING SPECIFICATIONS**

Model	Engine	Transmission	Axle Ratio	Max Payload <sup>1</sup>	Max Conventional Trailering <sup>2</sup>	Max Fifth-Wheel/Gooseneck Trailering <sup>2</sup>
Regular Cab Standard Box	4.3L	6-speed auto	3.23	1960	6000	6000
2WD	5.3L	6-speed auto	3.08	1930	6900	6900
	5.3L	6-speed auto	3.42	1930	8900	8900
Regular Cab Standard Box	4.3L	6-speed auto	3.42	1890	7600	7500
4WD	5.3L	6-speed auto	3.08	1870	6600	6600
	5.3L	6-speed auto	3.42	1870	8600	8600
Regular Cab Long Box	4.3L	6-speed auto	3.23	1980	5900	5900
2WD	5.3L	6-speed auto	3.08	1980	6800	6700
	5.3L	6-speed auto	3.42	1980	9800	9700
Regular Cab Long Box	4.3L	6-speed auto	3.42	1930	7400	7400
4WD	5.3L	6-speed auto	3.08	1930	6500	6500
	5.3L	6-speed auto	3.42	1930	9500	9500
Double Cab Standard Box	4.3L	6-speed auto	3.23	1890	5600	5600
2WD	5.3L	6-speed auto	3.08	1900	6400	6400
	5.3L	6-speed auto	3.42	1900	9400	9400
	5.3L	6-speed auto	3.73 <sup>3</sup>	2250 <sup>3</sup>	11,100 <sup>3</sup>	11,000 <sup>3</sup>
	5.3L	8-speed auto	3.42	1840	9400	9100
	5.3L	8-speed auto	3.42 <sup>3</sup>	2210 <sup>3</sup>	11,100 <sup>3</sup>	11,000 <sup>3</sup>
	6.2L	8-speed auto	3.23	1820	9400	9000
	6.2L	8-speed auto	3.42 <sup>3</sup>	2160 <sup>3</sup>	12,500 <sup>3</sup>	11,700 <sup>3</sup>
Double Cab Standard Box	4.3L	6-speed auto	3.42	1840	7100	7100
4WD	5.3L	6-speed auto	3.08	1850	6200	6200
	5.3L	6-speed auto	3.42	1850	9200	9000
	5.3L	6-speed auto	3.73 <sup>3</sup>	2230 <sup>3</sup>	10,900 <sup>3</sup>	10,800 <sup>3</sup>
	5.3L	8-speed auto	3.42	1790	9200	9200
	5.3L	8-speed auto	3.42 <sup>3</sup>	2170 <sup>3</sup>	10,800 <sup>3</sup>	10,800 <sup>3</sup>
	6.2L	8-speed auto	3.23	1780	9100	8600
	6.2L	8-speed auto	3.42 <sup>3</sup>	2110 <sup>3</sup>	11,800 <sup>3</sup>	11,300 <sup>3</sup>
Crew Cab Short Box	4.3L	6-speed auto	3.23	1840	5500	N/A
2WD	5.3L	6-speed auto	3.08	1810	6400	N/A
	5.3L	6-speed auto	3.42	1810	9400	N/A
	5.3L	6-speed auto	3.73 <sup>3</sup>	2180 <sup>3</sup>	11,000 <sup>3</sup>	N/A
	5.3L	8-speed auto	3.42	1760	9300	N/A
	5.3L	8-speed auto	3.42 <sup>3</sup>	2130 <sup>3</sup>	11,000 <sup>3</sup>	N/A
	6.2L	8-speed auto	3.23	1750	9300	N/A
	6.2L	8-speed auto	3.42 <sup>3</sup>	2080 <sup>3</sup>	12,500 <sup>3</sup>	N/A

**PAYLOAD AND TRAILERING SPECIFICATIONS** continued

Model	Engine	Transmission	Axle Ratio	Max Payload <sup>1</sup>	Max Conventional Trailering <sup>2</sup>	Max Fifth-Wheel/Gooseneck Trailering <sup>2</sup>
Crew Cab Short Box	4.3L	6-speed auto	3.42	1770	7000	N/A
4WD	5.3L	6-speed auto	3.08	1760	6100	N/A
	5.3L	6-speed auto	3.42	1760	9100	N/A
	5.3L	6-speed auto	3.73 <sup>3</sup>	2120 <sup>3</sup>	10,800 <sup>3</sup>	N/A
	5.3L	8-speed auto	3.42	1730	9100	N/A
	5.3L	8-speed auto	3.42 <sup>3</sup>	2090 <sup>3</sup>	10,800 <sup>3</sup>	N/A
	6.2L	8-speed auto	3.23	1690	9100	N/A
	6.2L	8-speed auto	3.42 <sup>3</sup>	2030 <sup>3</sup>	11,700 <sup>3</sup>	N/A
Crew Cab Standard Box	5.3L	6-speed auto	3.08	1710	6100	6000
4WD	5.3L	6-speed auto	3.42	1710	9100	8100
	5.3L	6-speed auto	3.73 <sup>3</sup>	2070 <sup>3</sup>	10,800 <sup>3</sup>	10,700 <sup>3</sup>
	5.3L	8-speed auto	3.42	1670	9100	8300
	5.3L	8-speed auto	3.42 <sup>3</sup>	2040 <sup>3</sup>	10,700 <sup>3</sup>	10,700 <sup>3</sup>
	6.2L	8-speed auto	3.23	1650	9100	8200
	6.2L	8-speed auto	3.42 <sup>3</sup>	1980 <sup>3</sup>	11,700 <sup>3</sup>	10,500 <sup>3</sup>

**SIERRA AXLE RATINGS AND PLOW WEIGHTS****FRONT GROSS AXLE WEIGHT RATING (FGAWR) WITH SNOW PLOW PREP PACKAGE (4WD MODELS ONLY)**

BODY	ENGINE	ENGINE TYPE	1500
Regular Cab	4.3L	Gas	3950
	5.3L	Gas	3950

**MAXIMUM PLOW WEIGHTS (4WD MODELS ONLY)**

BODY	ENGINE	ENGINE TYPE	1500
Regular Cab	4.3L	Gas	40/500 <sup>4</sup>
	5.3L	Gas	40/500 <sup>4</sup>

<sup>1</sup>These maximum payload ratings are intended for comparison purposes only. Before you buy a vehicle or use it to haul people or cargo, carefully review the vehicle loading section of the Owner's Manual and check the carrying capacity of your specific vehicle on the label on the inside of the driver's door jamb. <sup>2</sup>Based on SAE J2807 performance requirements. Before you buy a vehicle or use it for trailering, carefully review the trailering section of the Owner's Manual. The weight of passengers, cargo and options or accessories may reduce the amount you can tow. See the GMC Trailering Guide for trailer tongue weight and kingpin weight requirements and additional details. <sup>3</sup>Requires Max Trailering Package. <sup>4</sup>100/xxx=100 lbs maximum of permanently attached snow plow mounting hardware/xxx lbs maximum of removable snow plow blade and blade hardware. Maximum plow weights based on a vehicle with average manufacturer option content and 150 lbs each for driver and one additional front-seat occupant. Additional equipment and occupants will reduce maximum plow weight. Rear compensating weight may be required to maintain front axle weight below 65% of total vehicle weight when equipped with snow plow. Consult your snow plow manufacturer for specific compensating weight recommendation.



## CONFIGURATIONS

	SIERRA	ELEVATION EDITION	SLE	ELEVATION EDITION SLE	SLT	ALL TERRAIN	DENALI
REGULAR CAB	○	–	○	–	–	–	–
DOUBLE CAB	○	○	○	○	○	○	–
CREW CAB	○	–	○	○	○	○	○
2WD	○	○	○	○	○	–	○
4WD	○	○	○	○	○	○	○

## MECHANICAL

ACTIVE AERO SHUTTERS	●	●	●	●	●	●	●
AIR CLEANER High capacity. Included and only available with Z71 Off-Road Suspension Package or Snow Plow Prep Package.	○	–	○	–	○	●	●
ALTERNATOR 150 amps	●	●	●	●	●	●	●
ALUMINIZED STAINLESS-STEEL MUFFLER AND TAILPIPE	●	●	●	●	●	●	●
BATTERY Heavy-duty maintenance-free with rundown protection and retained accessory power	●	●	●	●	●	●	●
BRAKES 4-wheel disc, 4-wheel antilock with Duralife rotors	●	●	●	●	●	●	●
CAPLESS FUEL FILL (Not available with ZW9 Box Delete)	●	●	●	●	●	●	●
AUXILIARY EXTERNAL TRANSMISSION OIL COOLER On Sierra, Elevation Edition and SLE trims, included and only available with 5.3L V-8 engine	○	○	○	○	●	●	●
EATON® HEAVY-DUTY AUTOMATIC LOCKING REAR DIFFERENTIAL Standard on 4WD SLE models and included with Trailing Package, Max Trailing Package or SLE Value Package	○	○	○	●	●	●	●
ENGINE 4.3L V-6 EcoTec3 with aluminum block. Includes Active Fuel Management, Direct Injection and continuously Variable Valve Timing. Includes E85 FlexFuel capability. <sup>5</sup> Not available on 4WD Crew Cab Standard Box configuration.	●	●	●	●	–	–	–
5.3L V-8 EcoTec3 with aluminum block. Includes Active Fuel Management, Direct Injection and continuously Variable Valve Timing. Standard on all 4WD Crew Cab Standard Box models.	○	○	○	○	●	●	●
6.2L V-8 EcoTec3 with aluminum block. Includes Active Fuel Management, Direct Injection and continuously Variable Valve Timing.	–	–	–	–	○	○	○
E85 FlexFuel capable. <sup>5</sup> Available with 5.3L V-8 only. Included with 4.3L V-6.	○	○	○	○	○	–	–
STABILITRAK STABILITY CONTROL SYSTEM Includes Proactive Roll Avoidance, traction control, electronic trailer sway control and Hill Start Assist	●	●	●	●	●	●	●
MAGNETIC RIDE CONTROL SUSPENSION SYSTEM	–	–	–	–	–	–	●
Z71 OFF-ROAD SUSPENSION PACKAGE Requires 4WD model. Includes monotube Rancho® shocks, Z71 chrome side emblems, high-capacity air cleaner, Hill Descent Control and underbody transfer case shield. Also includes UHN 18" bright machined aluminum wheels on SLE. This package is available with optional 20" wheels.	–	–	○	○	○	●	–
TRAILERING PACKAGE (Z82) Includes automatic locking rear differential on Sierra and 2WD SLE models, trailer hitch platform and integrated 7-pin and 4-pin connectors. On SLE Double and Crew Cab models, included when available Max Trailing Package or SLE Value Package is ordered.	○	○	○	●	●	●	●
NHT MAX TRAILERING PACKAGE Includes 9.76" rear axle, 3.73 axle ratio with 6-speed automatic, 3.42 axle ratio with 8-speed automatic, trailer brake controller, enhanced cooling radiator, revised shock tuning for increased control, heavier-duty rear springs and increased RGAWR to 4300 lbs. On SLE, includes Trailing Package and locking rear differential on 2WD models. Also requires UHN 18" or RD3 20" aluminum wheels, 5.3L V-8 engine and power camper mirrors. Not available with Z71 Off-Road Suspension Package. On SLT, requires power camper mirrors and RCW 18" or RD5 20" aluminum wheels when ordered with 5.3L V-8 engine. Also requires 20" aluminum wheels when ordered with 6.2L V-8 engine. Not available with All Terrain or Z71 Off-Road Suspension Package.	–	–	○	–	○	–	–
TRANSMISSION 6-speed automatic, electronically controlled with overdrive and Tow/Haul mode. Includes Cruise Grade Braking and Powertrain Grade Braking.	●	●	●	●	●	●	–
8-speed automatic, electronically controlled with overdrive and Tow/Haul mode. Includes Cruise Grade Braking and Powertrain Grade Braking. On SLT and All Terrain Double Cab models, included and only available with 6.2L V-8 engine. On SLT Crew Cab, included and only available with SLT Crew Cab Premium "Plus" Package, Max Trailing Package or 6.2L V-8 engine. Included on All Terrain Crew Cab models.	–	–	–	–	○	○	●
INTEGRATED TRAILER BRAKE CONTROLLER Requires Trailing Package on Sierra and SLE trims. Requires SLE Value Package on SLE Double Cab and Crew Cab models. On SLT, requires All Terrain X Package, All Terrain SLT Premium Package or SLT Premium Package. Included with Max Trailing Package, SLT Crew Cab Premium "Plus" Package and Denali Ultimate Package.	○	○	○	○	○	○	○

KEY ● STANDARD ○ AVAILABLE – NOT AVAILABLE

**TRANSFER CASE** 2-speed. Includes floor-mounted shifter (4WD models only).

AutoTrac active transfer case (4WD models only)

**UNDERBODY TRANSFER CASE SHIELD** 4WD only. On Sierra trim, included and only available with Snow Plow Prep Package. On SLE, included and only available with Z71 Off-Road Suspension Package or Snow Plow Prep Package. On SLT, included and only available with Z71 Off-Road Suspension Package.

**HILL DESCENT CONTROL** Included and only available with Z71 Off-Road Suspension Package on SLE and SLT

**SNOW PLOW PREP PACKAGE** Includes heavy-duty front springs, underbody transfer case shield, 170-amp generator, provisions for roof-mounted lamps and high-capacity air cleaner. Available on 4WD Regular Cab models only.

## INSTRUMENTATION AND CONTROLS

<b>DRIVER INFORMATION CENTER</b> With 3.5" diagonal monochromatic display. Provides warning messages, odometer, trip odometer and basic vehicle information.	●	●	–	–	–	–	–
With 4.2" diagonal color display. Includes driver personalization, warning messages, odometer, trip odometer and vehicle information.	–	–	●	●	●	●	–
8" diagonal color customizable display	–	–	–	–	–	–	●
<b>DEFROSTER</b> Rear-window electric. On SLE, included and only available with SLE Preferred Package, SLE Convenience Package or SLE Value Package.	○	○	○	●	●	●	●
<b>POWER-ADJUSTABLE PEDALS</b> On SLE, included and only available with SLE Convenience Package. Not available on Regular Cab models.	–	–	○	○	●	●	●
<b>110-VOLT POWER OUTLET</b> In-cabin, 3-prong, household-style outlet. Included and only available with Convenience Package on Sierra trim. On SLE, included and only available with the SLE Preferred Package or SLE Value Package.	○	●	○	●	●	●	●
<b>REAR PARK ASSIST</b> Ultrasonic. On SLE Double Cab and Crew Cab, included and only available with SLE Convenience Package.	–	–	○	○	–	●	–
<b>FRONT AND REAR PARK ASSIST</b> Ultrasonic. Included and only available with SLT Preferred Package, Enhanced Driver Alert Package or All Terrain SLT Premium Package. On SLE, requires Regular Cab model with Enhanced Driver Alert Package and SLE Preferred Package, 40/20/40 split bench with Jet Black Cloth and driver 10-way power seat adjuster.	–	–	○	–	○	○	●
<b>STEERING WHEEL</b> Leather-wrapped with audio and cruise controls	–	–	●	●	●	●	–
Heated and leather-wrapped with audio and cruise controls. On SLT, included and only available with SLT Preferred Package. On All Terrain, included and only available with All Terrain SLT Premium Package.	–	–	–	–	○	○	●
<b>STEERING COLUMN</b> Tilt-Wheel, manual operation	●	●	●	–	–	–	–
Tilt-Wheel and manual telescopic operation. On SLE, included and only available with SLE Preferred Package or SLE Value Package. Not available with 4.3L V-6 engine.	–	–	○	●	●	●	●
<b>TEEN DRIVER MODE</b>	●	●	●	●	●	●	●

## SEATING

<b>SEATS</b> Front 3-passenger cloth 40/20/40 split bench with driver and front-passenger manual recline, manual driver lumbar control and outboard head restraints. Includes center fold-down armrest with storage.	●	●	–	–	–	–	–
Front 3-passenger vinyl 40/20/40 split bench with driver and front-passenger manual recline and outboard head restraints. Includes center fold-down armrest with storage.	○	–	–	–	–	–	–
Front 3-passenger cloth 40/20/40 split bench with driver and front-passenger manual recline and outboard head restraints. Includes center fold-down armrest and lockable storage compartment in lower seat cushion.	–	–	●	●	–	–	–
Front cloth bucket seats with 10-way driver-seat power adjuster, 6-way passenger-seat power adjuster, heated seat cushions and seatbacks, adjustable head restraints, floor console and storage pockets. Not available on Regular Cab model.	–	–	○	○	–	–	–
Front 3-passenger leather-appointed 40/20/40 split bench with 10-way power seat adjusters. Includes power lumbar control, heated seat cushions and seatbacks, 2-position driver memory (does not apply to lumbar adjuster) and adjustable head restraints.	–	–	–	–	●	–	–

<sup>5</sup>When running on E85, Sierra 2WD 1500 offers an EPA-estimated 12 city/17 hwy mpg with the 4.3L V-6 and 5.3L V-8. E85 FlexFuel capability is not available in AZ, CA, CT, DE, MA, MD, ME, NJ, NY, OR, PA, RI, VT and WA. E85 is a combination of 85% ethanol and 15% gasoline. Go to [afdc.energy.gov/afdc/fuels](https://afdc.energy.gov/afdc/fuels) to see if there is an E85 fuel station near you.



SEATING continued

	SIERRA	ELEVATION EDITION	SLE	ELEVATION EDITION SLE	SLT	ALL TERRAIN	DENALI
Front leather-appointed bucket seats with 10-way power seat adjusters including power lumbar control, heated seat cushions and seatbacks, 2-position driver memory (does not apply to lumbar adjuster), adjustable head restraints and floor console and storage pockets. Included with available All Terrain Package.	–	–	–	–	○	●	–
Seat adjuster, driver 10-way power. Requires bench seat. Included and only available with SLE Value Package.	–	–	○	●	–	–	–
Heated driver and front-passenger cloth seating. Requires SLE Value Package and cloth 40/20/40 split bench seat. Not available on Regular Cab models.	–	–	○	○	–	–	–
Heated and vented perforated leather-appointed front bucket seats. Included with Driver Alert Package. Not available with All Terrain Package. On Denali, includes embroidered Denali on front seats and 12-way driver and front-passenger power adjuster, including 4-way power lumbar control.	–	–	–	–	○	–	●
Folding rear 60/40 split 3-passenger bench. Includes child seat top tether anchor. On Sierra trim Double Cab model, includes folding rear 3-passenger bench. Double and Crew Cab models only.	●	●	●	●	●	●	●

INTERIOR DETAILS

CLIMATE CONTROL Single-zone manual air conditioning	●	●	●	●	–	–	–
Dual-zone automatic climate control. On SLE, included and only available with SLE Value Package. Not available on Regular Cab models.	–	–	○	●	●	●	●
CRUISE CONTROL Steering-wheel-mounted	●	●	●	●	●	●	●
DOOR LOCKS Power	●	●	●	●	●	●	●
FLOOR COVERING Graphite-colored rubberized vinyl	–	–	–	–	–	–	–
Color-keyed carpeting with rubberized vinyl floor mats. (Double and Crew Cab models include second-row floor mats.)	○	●	●	●	–	–	–
Color-keyed carpeting with color-keyed carpeted first- and second-row floor mats	–	–	–	–	●	–	●
All-weather floor liners. Dealer-installed.	○	○	○	○	○	●	○
NOISE CONTROL SYSTEM Active noise cancellation. Included and only available with 6.2L V-8 engine.	–	–	–	–	○	○	○
REMOTE VEHICLE STARTER SYSTEM On SLE, included and only available with SLE Preferred Package or SLE Value Package	–	–	○	●	●	●	●
REMOTE KEYLESS ENTRY Included with Convenience Package on Sierra trim. Includes remote locking tailgate.	○	●	●	●	●	●	●
REARVIEW MIRROR With manual day/night adjustment	●	●	●	●	–	–	–
With inside rearview auto-dimming feature. On SLE, included and only available with black, heated power trailerling mirrors.	–	–	○	–	●	●	●
SILL PLATES Bright. Front only on Double Cab All Terrain model.	–	–	–	–	–	●	●
SUNROOF Power sliding with express-open. Crew Cab models only.	–	–	–	–	○	○	○
UNIVERSAL HOME REMOTE On SLE, included and only available with SLE Preferred Package or SLE Value Package. Not available on Regular Cab models.	–	–	○	●	●	●	●
WINDOWS Power with driver express-up and -down and express-down on all other windows. Standard on all Double and Crew Cab models. On Regular Cab, included and only available with Sierra Convenience Package.	○	●	●	●	●	●	●
Power rear sliding with rear defroster. On SLE, included and only available with SLE Convenience Package. On SLT, requires SLT Preferred Package. On All Terrain, requires All Terrain Premium Package. Not available on Regular Cab models.	–	–	○	–	○	○	●
WIRELESS CHARGING MAT <sup>1</sup> Center console mounted. Included and only available with front bucket seats. Not compatible with all phones.	–	–	○	○	○	●	●

KEY ● STANDARD ○ AVAILABLE – NOT AVAILABLE

OPTION PACKAGES

ALL TERRAIN X PACKAGE Available on Crew Cab and Double Cab All Terrain 4WD models. Includes performance exhaust system, 18" black painted wheels, 18" Goodyear® Wrangler DuraTrac 265/65R18 SL T14S blackwall MT tires, high-performance LED headlamps, black Sport Assist Step, black bed-mounted tubular sport bar and B-pillar vinyl wrap.	–	–	–	–	–	○	–
ALL TERRAIN PREMIUM PACKAGE Available on Crew Cab and Double Cab All Terrain models. Includes NZH 20" machined aluminum wheels with painted accents, front and rear park assist, high-performance LED headlamps, 4" black round assist steps, heated steering wheel and power-sliding rear window. Not available with All Terrain X Package.	–	–	–	–	–	○	–
SIERRA APPEARANCE PACKAGE Includes RD7 17" stainless-steel-clad wheels and deep-tint glass	○	–	–	–	–	–	–
SIERRA CONVENIENCE PACKAGE Includes outside heated power-adjustable mirrors, remote keyless entry, Rear Vision Camera System, 110-volt AC power outlet, remote locking tailgate and LED cargo box lighting. Includes power windows on Regular Cab models.	○	–	–	–	–	–	–
DENALI ULTIMATE PACKAGE Requires 4WD model. Includes 6.2L EcoTec3 V-8, 22" aluminum wheels with premium paint and chrome inserts (Q7M), power sunroof, Integrated Trailer Brake Controller, tri-mode power steps and chrome recovery hooks.	–	–	–	–	–	–	○
ENHANCED DRIVER ALERT PACKAGE Includes Lane Keep Assist, Forward Collision Alert, IntelliBeam headlamps, front and rear park assist, Low Speed Forward Automatic Braking and Safety Alert Driver Seat. On SLT, requires SLT Preferred Package. Includes heated and vented driver and passenger front bucket seats. Not available with All Terrain Package. On SLE, requires Regular Cab model, SLE Preferred Package, Jet Black Cloth interior trim and driver 10-way power seat adjuster.	–	–	○	–	○	–	●
SLE CONVENIENCE PACKAGE Includes power-adjustable pedals, rear park assist and power-sliding rear window with rear defroster. Not available on Regular Cab models. Requires SLE Value Package.	–	–	○	–	–	–	–
SLE PREFERRED PACKAGE Requires Regular Cab model. Includes driver 10-way power seat adjuster with front 40/20/40 split bench seats only, remote vehicle starter system, LED front fog lamps, rear defroster, manual tilt-telescopic steering column on V-8 models and 110-volt power outlet.	–	–	○	–	–	–	–
SLT PREFERRED PACKAGE Includes front and rear park assist, heated steering wheel and sliding rear window. On All Terrain, available only with All Terrain X Package.	–	–	–	–	○	○	–
SLE VALUE PACKAGE Includes driver 10-way power seat adjuster with front 40/20/40 split bench only, remote vehicle starter system, front LED fog lamps, Universal Home Remote, rear-window defroster, manual tilt-telescopic steering column (V-8 models), 110-volt power outlet, dual-zone climate control, Trailerling Package and automatic locking rear differential on 2WD models. Not available on Regular Cab models.	–	–	○	●	–	–	–
SLT PREMIUM PACKAGE Includes 6" chrome tubular assist steps, Bose® premium audio system and RD5 20" polished aluminum wheels. When 6.2L V-8 is ordered, front bucket seats are required.	–	–	–	–	○	–	–
SLT CREW CAB PREMIUM "PLUS" PACKAGE Requires Crew Cab model. Includes NZP 20" chrome-clad wheels, front and rear park assist, heated steering wheel, power-sliding rear window, 6" rectangular chrome tubular assist steps, Bose premium audio system, IntelliLink <sup>2</sup> 8" diagonal Color Touch audio system with Navigation, <sup>3</sup> Integrated Trailer Brake Controller, Enhanced Driver Alert Package, heated and vented front bucket seats, spray-on bedliner and high-performance LED headlamps. Not available with SLT Preferred Package or SLT Premium Package.	–	–	–	–	○	–	–

<sup>1</sup>The system wirelessly charges one PMA- or Qi-compatible mobile device. Some devices require an adapter or back cover. To check for phone or other device compatibility, visit [my.gmc.com/learn](#) for details. <sup>2</sup>Full functionality requires compatible Bluetooth® and smartphone. Some devices require USB connectivity. Data plan rates apply. <sup>3</sup>Map coverage available in the United States, Puerto Rico and Canada. <sup>4</sup>Not compatible with all devices. <sup>5</sup>Go to [my.gmc.com/learn](#) to find out which phones are compatible with the vehicle. <sup>6</sup>If you decide to continue service after your trial, the subscription plan you choose will automatically renew thereafter and you will be charged according to your chosen payment method at then-current rates. Fees and taxes apply. To cancel, you must call SiriusXM at 1-866-635-2349. See SiriusXM Customer Agreement for complete terms at [siriusxm.com](#). All fees and programming subject to change. For more information about NavTraffic, visit [siriusxm.com/navtraffic](#). For more information about Travel Link, visit [siriusxm.com/travellink](#). Sirius, XM, SiriusXM and all related marks and logos are trademarks of SiriusXM Radio, Inc. <sup>7</sup>Does not include emergency or security services. Visit [onstar.com](#) for coverage map, details and system limitations. <sup>8</sup>Visit [onstar.com](#) for coverage map, details and system limitations. <sup>9</sup>Requires a compatible mobile device, active OnStar service and data plan. 4G service available in select markets. Visit [onstar.com](#) for coverage map, details and system limitations. Data plan provided by AT&T.® <sup>10</sup>A NOTE ON CHILD SAFETY: Always use safety belts and the correct child restraint for your child's age and size, even with air bags. Even in vehicles equipped with the Passenger Sensing System, children are safer when properly secured in a rear seat in the appropriate infant, child or booster seat. Never place a rear-facing infant restraint in the front seat of any vehicle equipped with an active frontal air bag. See your vehicle Owner's Manual and child safety seat instructions for more safety information.



## ENTERTAINMENT/COMMUNICATION/NAVIGATION

**4.2" DIAGONAL COLOR RADIO** Includes AM/FM, USB port<sup>4</sup> and auxiliary jack

**7" DIAGONAL COLOR TOUCH RADIO WITH INTELLILINK<sup>2</sup>** Includes AM/FM/CD, USB ports,<sup>4</sup> auxiliary jack, Bluetooth<sup>5</sup> streaming audio for music and select phones, hands-free smartphone integration and voice-activated technology for radio and phone

**8" DIAGONAL COLOR TOUCH RADIO WITH INTELLILINK<sup>2</sup>** Includes AM/FM/SiriusXM<sup>6</sup> (standard for 3 months)/HD, USB ports,<sup>4</sup> auxiliary jack, Bluetooth<sup>5</sup> streaming audio for music and select phones, hands-free smartphone integration and voice-activated technology for radio and phone

**8" DIAGONAL COLOR TOUCH RADIO WITH NAVIGATION<sup>2</sup>** Includes all features of 8" diagonal Color Touch Radio plus Navigation feature

Single-slot CD/MP3 player

**6-SPEAKER AUDIO SYSTEM** 4-speaker on Regular Cab models with Sierra trim

Bose premium audio system with 6 speakers (7-speaker system including subwoofer when ordered with bucket seats). Included with SLT All Terrain Package and Denali.

**REAR-SEAT DVD ENTERTAINMENT SYSTEM** Includes rear-seat Blu-ray/DVD player with 9.2" diagonal LCD display, 2 sets of digital wireless headphones, HDMI connector, Wi-Fi<sup>®</sup> capability with select devices, Video Voice Over, 2 USB ports<sup>4</sup> and A/V remote control. Requires front bucket seats and Bose premium audio system. Replaces single-slot CD/MP3 player. Crew Cab models only.

**BLUETOOTH<sup>5</sup> FOR PHONE** Personal cell phone connectivity to vehicle audio system. Included and only available with 7" diagonal Color Touch Radio with IntelliLink<sup>2</sup> on Sierra trim.

**ONSTAR** 5-year OnStar Basic Plan<sup>7</sup> and a limited trial period of Guidance Plan<sup>8</sup> (trial excludes Hands-Free Calling minutes). On Sierra trim, included and only available with 7" diagonal Color Touch Radio with IntelliLink.<sup>2</sup>

OnStar with 4G.<sup>9</sup> Includes built-in Wi-Fi hotspot capability (with 3-month/3GB trial, whichever comes first). On Sierra trim, included and only available with 7" diagonal Color Touch Radio with IntelliLink.<sup>2</sup>

**SIRIUSXM<sup>6</sup> SATELLITE RADIO** Including 3 trial months of service. On Sierra trim, requires 7" diagonal Color Touch Radio with IntelliLink<sup>2</sup> and OnStar.<sup>7</sup>

## EXTERIOR STYLING AND FUNCTIONALITY

**ASSIST STEPS** Chromed tubular with 6" rectangular design. Factory-installed on Crew Cab models only. Included with SLT Crew Cab Premium Package.

Tri-mode power steps. Power-retractable and rearward articulating for cargo box access. See your dealer for more availability details.

**BEDLINER** Spray-on with GMC logo. Includes Denali logo on Denali models. On SLT, included with SLT Crew Premium "Plus" Package.

**BUMPERS** Front, chrome

Rear, chrome with corner step

Front, body-color

Rear, body-color with corner step

**CARGO BOX** Movable tie-downs, high-mounted (4)

Box rail caps

**DOOR HANDLES** Black

Body-color

Chrome

**FOG LAMPS** Front, thin-profile LED. On SLE, included and only available with SLE Preferred Package or SLE Value Package.

**GRILLE SURROUND** Chrome

Body-color

Chrome-accented center. Tinted chrome on All Terrain model.

Chrome with unique Denali accents

**GLASS** Solar-Ray tinted

Solar-Ray deep-tinted. Included and only available with Appearance Package on Sierra trim.

SIERRA  
ELEVATION EDITION  
SLE  
ELEVATION EDITION SLE  
SLT  
ALL TERRAIN  
DENALI



**LIGHTS** Headlamps, High-Intensity Discharge (HID), bifunctional with GMC LED signature

High-performance LED headlamps with GMC signature lighting

IntelliBeam, automatic high-beam on/off. Included and only available with Enhanced Driver Alert Package. On SLE, requires Regular Cab model.

Taillamps, LED with signature

Under-rail LED lighting, cargo box. Included and only available with Convenience Package on Sierra trim.

**MOLDINGS** Body-color

Bodyside, chrome

**RECOVERY HOOKS** Front frame-mounted (Black). Standard on Denali, Elevation Edition models, All Terrain and all 4WD models.

**TAILGATE, LOCKABLE**

EZ-Lift and Lower feature

Remote locking on Sierra trim. Included and only available with Convenience Package on Sierra trim.

**WHEELHOUSE LINERS** Rear. Double Cab and Crew Cab models only.

## OUTSIDE MIRRORS

**MIRRORS** Black, manual

Power-adjustable with heated glass and driver-side spotter mirror. Included and only available with Convenience Package on Sierra trim. Mirror caps are black on Sierra trim, body-color on Elevation Edition models, SLE and Elevation Edition SLE.

Chrome cap, heated, power-adjustable, power-folding and driver-side auto-dimming with integrated turn-signal indicators and puddle lamps (includes driver-side spotter mirror). Mirror cap is black on All Terrain model.

Black, vertical trailering mirrors with manual folding and extension and lower convex spotter glass. Requires Trailering Package. Not available on Regular Cab model with Convenience Package.

Black, heated, power-adjustable vertical trailering mirrors with manual folding and extension, lower convex spotter glass, integrated turn-signal indicators, rear guidance lamps and amber auxiliary clearance lamps. Includes auto-dimming inside rearview mirror. On Sierra trim, requires Convenience Package, Regular Cab model and Trailering Package. On SLE Double and Crew Cab, required and only available with Max Trailering Package. On SLE Regular Cab, requires Trailering Package.

Chrome cap, heated, power-adjustable, vertical trailering mirrors with power folding, manual extension, driver memory, lower convex spotter glass, integrated turn-signal indicators, rear guidance lamps and amber auxiliary clearance lamps. Required and only available with Max Trailering Package.

## SAFETY AND SECURITY

**AIR BAGS<sup>10</sup>** Dual-stage frontal for driver and front passenger with Passenger Sensing System

Front-seat-mounted side-impact driver and right front-passenger air bags for thorax and pelvis protection

Front and rear head curtain side-impact air bags for all outboard seating positions

**LED DAYTIME RUNNING LAMPS**

**LANE KEEP ASSIST AND FORWARD COLLISION ALERT** Included and only available with Enhanced Driver Alert Package. On SLE, requires Regular Cab model.

**LOW SPEED FORWARD AUTOMATIC BRAKING** Included and only available with Enhanced Driver Alert Package. On SLE, requires Regular Cab model.

**REAR VISION CAMERA SYSTEM** With dynamic grid lines. On Sierra trim, included and only available with Convenience Package. Dynamic grid lines not available with 4.2" color radio.

**SAFETY ALERT DRIVER SEAT** Included and only available with Enhanced Driver Alert Package. On SLE, requires Regular Cab model.

**THEFT-DETERRENT SYSTEM** Unauthorized entry. Included and only available with remote vehicle starter system on SLE.

**TIRE PRESSURE MONITORING SYSTEM** Does not monitor spare tire

SIERRA  
ELEVATION EDITION  
SLE  
ELEVATION EDITION SLE  
SLT  
ALL TERRAIN  
DENALI



# SHARE YOUR GMC.

When you've been designing, engineering and building Professional Grade transportation for more than 100 years, you're bound to attract passionately loyal owners. Join them, and us, on [instagram.com/gmc](https://www.instagram.com/gmc), [facebook.com/gmc](https://www.facebook.com/gmc), [twitter.com/thisisgmc](https://twitter.com/thisisgmc) and [youtube.com/gmc](https://www.youtube.com/gmc) to share your voice.



## IMPORTANT WORDS

### PRO GRADE PROTECTION

For 2017, Sierra 1500 comes with the Pro Grade Protection Plan, which includes two maintenance visits;<sup>1</sup> 3-year/36,000-mile Bumper-to-Bumper Limited Warranty<sup>2</sup> and 5-year/60,000-mile Powertrain Limited Warranty;<sup>2</sup> Roadside Assistance and Courtesy Transportation.

Starting with the owner orientation—and full tank of gas—you receive when you take possession of your Sierra to the **24-Hour Roadside Assistance, Courtesy Transportation and Travel Benefits**, you receive a portfolio of owner privileges that lasts throughout your warranty. For expert product information, Roadside Assistance or other services, call 1-800-GMC-8782.

**TRAVEL BENEFITS AND ROADSIDE ASSISTANCE** Available around the clock: trip routing service, a program for reimbursement for trip interruption due to necessary warranty repairs, towing, flat tire change, jump-starts and more for 5 years or 60,000 miles (whichever comes first).

**COURTESY TRANSPORTATION** Available at participating dealers: shuttle service, reimbursement of certain public transportation or fuel expenses for overnight warranty repairs and courtesy rental for overnight work repairs. See your dealer for details.

**GMC OWNER CENTER A** complimentary, one-stop resource to enhance your GMC ownership experience. It's easy to sign up. Just go to [gm.com/gmownercenter/gmc](http://gm.com/gmownercenter/gmc).

### ONSTAR



OnStar services require vehicle electrical system (including battery), wireless service and GPS satellite signals to be available and operating for features to function properly. OnStar service required. OnStar acts as a link to existing emergency service providers. Not all vehicles may transmit all crash data. Visit [onstar.com](http://onstar.com) for coverage map, details and system limitations. Services vary by model and conditions.

### SIRIUSXM SATELLITE RADIO



SiriusXM Satellite Radio<sup>3</sup> is standard on most Sierra models. It includes 3 trial months of service. SiriusXM Satellite Radio makes your drive come alive with commercial-free music channels from virtually every genre, artist-dedicated channels, live performances and more. Tune in to live play-by-play from the biggest sports, exclusive entertainment from top personalities, compelling talk, hilarious comedy, world-class news, local traffic and weather and family-friendly programming. Welcome to the world of satellite radio. Visit [siriusxm.com](http://siriusxm.com) for details.

### GMC CERTIFIED SERVICE



**Certified Service** To help your Sierra live up to its performance promise, GMC Certified Service—found exclusively at your GMC dealer—is there. With all the engineering excellence in Sierra, GM-trained technicians have the expertise to care for all of it.

### ADDITIONAL NOTES

**A NOTE ON CHILD SAFETY** Always use safety belts and the correct child restraint for your child's age and size, even with air bags. Even in vehicles equipped with the Passenger Sensing System, children are safer when properly secured in a rear seat in the appropriate infant, child or booster seat. Never place a rear-facing infant restraint in the front seat of any vehicle equipped with an active frontal air bag. See your vehicle Owner's Manual and child safety seat instructions for more safety information.

**TRAILERING AND OFF-ROAD INFORMATION** Please carefully review the Owner's Manual for important safety information about trailering or off-road driving in your vehicle.

**FLEET ORDERS** Some standard content may be deleted with fleet orders. See dealer for details.

**ENGINES** GMC products are equipped with engines produced by GM Powertrain or other suppliers to GM worldwide. The engines in GMC products may also be used in other GM makes and models.

**GMC.COM** See more of Sierra on our website: [gmc.com/sierra](http://gmc.com/sierra). More photos and information; hot links to related subjects; convenient dealer locator; pricing guide, spec out your own vehicle. Or call 1-800-GMC-8782.

### BUYPOWER CARD™



Now it's even easier to get into the GMC of your dreams. Every purchase gives you Earnings redeemable toward part or even all of a new GMC, Chevrolet, Buick or Cadillac. Every year, enjoy 5 percent Earnings on your first \$5,000 in purchases and 2 percent unlimited Earnings after that. No expiration on Earnings and no limit on how much you can earn or redeem. Learn more at [buypowercard.com/catalog](http://buypowercard.com/catalog). YOUR CARD IS THE KEY.™

**IMPORTANT WORDS ABOUT THIS CATALOG** We have tried to make this catalog comprehensive and factual. We reserve the right, however, to make changes at any time, without notice, in prices, colors, materials, equipment, specifications, models and availability. Specifications, dimensions, measurements, ratings and other numbers in this catalog and other printed materials provided at the dealership or affixed to vehicles are approximates based upon design and engineering drawings and prototypes and laboratory tests. Your vehicle may differ due to variations in manufacture and equipment. Since some information may have been updated since the time of printing, please check with your GMC dealer for complete details. GMC reserves the right to lengthen or shorten the model year for any product for any reason, or to start and end model years at different times. All competitive claims are based on the latest information available at the time of printing and GM Large Pickup segment.

**AN IMPORTANT NOTE ABOUT ALTERATIONS AND WARRANTIES** Installations or alterations to the original equipment vehicle (or chassis) as distributed by General Motors are not covered by the General Motors New-Vehicle Limited Warranty. The special body company, assembler, equipment installer or upfitter is solely responsible for warranties on the body or equipment and any alterations (or any effect of the alterations) to any of the parts, components, systems or assemblies installed by GM. General Motors is not responsible for the safety or quality of design features, materials or workmanship of any alterations by such suppliers.

**NEW-VEHICLE LIMITED WARRANTY** All GMC Sierra models come with a fully transferable, no-deductible 5-year/60,000-mile (whichever comes first) Powertrain Limited Warranty. GM vehicles registered in the USA are also covered for 3 years or 36,000 miles (whichever comes first). Coverage includes tires and towing to your nearest GMC dealership. Repairs will be made to correct any vehicle defect and most warranty repairs will be made at no charge. In addition, rust-through corrosion will be covered for 6 years or 100,000 miles (whichever comes first). Sierra also comes with two maintenance visits within the first 2 years/24,000 miles (whichever comes first).<sup>1</sup> See dealer for details.

**ASSEMBLY** GMC vehicles and their components are assembled or produced by different operating units of General Motors, its subsidiaries or suppliers to GM worldwide. We sometimes find it necessary to produce GMC vehicles with different or differently sourced components than originally scheduled. Since some options may be unavailable when your vehicle is assembled, we suggest that you verify that your vehicle includes the equipment you ordered or, if there are changes, that they are acceptable to you.

**GM MOBILITY.COM** (1-800-323-9935) GM Mobility offers financial assistance for eligible adaptive equipment to make automotive travel easier for persons with disabilities or special transportation needs. To learn more about special GM Mobility offers, visit [gmmobility.com](http://gmmobility.com).

<sup>1</sup>Maintenance visits must occur within 2 years or 24,000 miles of vehicle delivery, whichever comes first. Does not include air filters. See participating dealer for other restrictions and complete details. <sup>2</sup>Whichever comes first. See dealer for limited-warranty details.

<sup>3</sup>If you decide to continue service after your trial, the subscription plan you choose will automatically renew thereafter and you will be charged according to your chosen payment method at then-current rates. Fees and taxes apply. To cancel, you must call SiriusXM at 1-866-635-2349. See SiriusXM Customer Agreement for complete terms at [siriusxm.com](http://siriusxm.com). All fees and programming subject to change. For more information about NavTraffic, visit [siriusxm.com/navtraffic](http://siriusxm.com/navtraffic). For more information about Travel Link, visit [siriusxm.com/travellink](http://siriusxm.com/travellink). Sirius, XM, SiriusXM and all related marks and logos are trademarks of SiriusXM Radio, Inc.

©2016 General Motors. All rights reserved. GM, the GM logo, GMC, the slogans, emblems, vehicle model names, vehicle body designs and other marks appearing in this catalog are the trademarks and/or service marks of General Motors, its subsidiaries, affiliates or licensors. Facebook is a registered trademark of Facebook, Inc. Instagram is a registered trademark on Instagram, LLC. Twitter is a registered trademark of Twitter, Inc. YouTube is a registered trademark of Google, Inc. Sirius, XM and all related marks and logos are trademarks of SiriusXM Radio, Inc. iPhone and Siri are registered trademarks of Apple, Inc.



VISIT US AT [GMC.COM](http://GMC.COM)