

Tacoma

2016



TOYOTA

Let's
Go
Places



Information Provided by:

DEALER
E-PROCESS

Built for the endless weekend. The all-new 2016 Tacoma.

This is the ultimate in desert cred. Toyota has spent over 50 years powering the adventures of off-roaders everywhere, and the all-new 2016 Toyota Tacoma keeps this legacy alive by giving you the toughness you need to rule the off-road. It offers a more powerful and more efficient powertrain, more capability, and its aggressive new look shows that this truck is ready to play dirty. An upgraded cabin brings comfort to those hard-charging expeditions, and new tech brings added fun and helps keep you connected. Your next epic story begins here. Let's go places.



*"The dunes look epic,
we've got our boards, and
our Tacoma is ready to go.
Let's do this!"*



Information Provided by:



TRD Sport Double Cab shown in Blazing Blue Pearl.
Prototype shown with options. Production model may vary.



TRD Sport Double Cab shown in Blazing Blue Pearl.
Prototype shown with options. Production model may vary.

Unwavering capability and the good looks to match.

Get ready for the ultimate in hardworking style. Tacoma impresses wherever it goes, amplifying its off-road attitude with defined, chiseled lines and muscular fenders. Up front, its aggressive grille and available hood scoop hint at the power that lies under the hood. Out back, the tailgate features an embossed Tacoma logo, reminding everyone that this truck was built to lead the pack.



EASY LOWER TAILGATE

The easy lower tailgate opens smoothly, is easily removed when needed, and can be locked to help secure cargo concealed under the available hard tri-fold tonneau cover.¹



PROJECTOR-BEAM HEADLIGHTS

Let's light it up. Standard projector-beam headlights shine brightly, helping you get a better nighttime view of the road ahead.



REAR COMBINATION TAILLIGHTS

Smoked taillights give TRD Off-Road and TRD Sport a bold touch. And on Limited, these lights feature clear lenses to add just the right amount of sophistication.



Information Provided by:



TRD Sport Double Cab shown in Blazing Blue Pearl.
Prototype shown with options. Production model may vary.

An interior ready for action and the everyday drive.

Taking the long way is never a problem, because there are all-new refinements inside the 2016 Tacoma. Improved engineering and materials help reduce noise, vibration and harshness — so when things are getting hectic outside, Tacoma's cabin helps keep you feeling calm, cool and collected. A new interior design features soft-touch materials to boost your comfort. And Tacoma Limited adds new leather-trimmed seating surfaces and standard dual zone automatic climate control for the ultimate in tough sophistication.



MULTI-INFORMATION DISPLAY

The available 4.2-in. color Multi-Information Display can be customized to show info like your current mpg, song selection, individual tire pressure¹ and available Multi-terrain Select setting.



MOONROOF

Open up to the elements. An available power moonroof helps bring the outside in, giving you everything from a cool breeze to an epic view of the stars.



TRD Sport Double Cab interior shown in Graphite with available Premium & Technology Package with JBL® Audio.

GoPro® mount on the windshield is to be used with GoPro HERO cameras. GoPro® camera not included. GoPro, HERO, the GoPro logo, and the GoPro Be a Hero logo are trademarks or registered trademarks of GoPro, Inc. Prototype shown with options. Production model may vary.

The tech you need to keep the fun going.

Your location may be remote, but Tacoma helps keep you connected to all the things you love. Its redesigned dashboard puts the important knobs and buttons right at your fingertips, making it easier to take control of the fun. The available Entune™ Premium JBL® Audio with Integrated Navigation¹ and App Suite² keeps you in tune with your music, phone book and more. Siri® Eyes Free³ technology lets you access your compatible Apple® device using only your voice, and the standard GoPro® mount⁴ on the windshield is ready to help you capture all the action. Let's make this weekend legendary.



QI-COMPATIBLE WIRELESS CHARGING⁵

Leave the charging cable at home. With available Qi-compatible wireless smartphone charging, you just place your Qi-compatible device on top of the nonslip surface to help keep it charged up and ready to go.



INTEGRATED BACKUP CAMERA⁶

When backing up on a trail — or just backing out of your driveway — you need to see what's behind you. The standard backup camera, mounted in the tailgate handle, helps you see an image of what the camera detects behind you on the audio display.



GOPRO® MOUNT ON WINDSHIELD

It's time to make your adventures go viral. Tacoma comes standard with an integrated GoPro® mount on the windshield, so you and your crew can share the good times with the world.



Information Provided by:

GoPro® mount on the windshield is to be used with GoPro HERO cameras. GoPro® camera not included. GoPro, HERO, the GoPro logo, and the GoPro Be a Hero logo are trademarks or registered trademarks of GoPro, Inc. **1.** See footnote 14 in Disclosures section. **2.** See footnote 12 in Disclosures section. **3.** See footnote 10 in Disclosures section. **4.** See footnote 38 in Disclosures section. **5.** See footnote 3 in Disclosures section. **6.** See footnote 11 in Disclosures section.



Limited Double Cab interior shown in Hickory. Prototype shown with options. Production model may vary.

Maximum performance and efficiency.

When the world is your sandbox, you want to bring all your favorite toys along. Good thing you've got a Tacoma. Its all-new available 3.5-liter V6 and available Tow Package help this truck tow up to 6800 lbs.¹ and the available 4-/7-pin connector has been relocated to inside the three-piece bumper for added protection. And with a payload capacity of up to 1620 lbs.²; you can carry a heck of a lot of gear. It's the capability you need, so the only thing you need to ask yourself is: Where to next?



3.5L V6 DIRECT-INJECTION ENGINE

Tacoma's available 3.5-liter DOHC V6 direct-injection Atkinson-cycle engine gives you more of everything you want. It's got 278 hp and 265 lb.-ft. of torque, giving you the muscle you need to tow, haul and run the dunes. It's also more efficient, giving you better mpg too.



BILSTEIN® SHOCKS

Available Bilstein® shocks know how to keep their cool under pressure, delivering consistent performance when the going gets rough. Standard on TRD Off-Road, these shocks help soak up the heavy dips and bumps, thanks to high-performance components and valving tuned specifically for off-road driving.



TRD Off-Road Double Cab Long Bed shown in Quicksand with available V6 Tow Package.¹ Prototype shown with options. Production model may vary.



1. See footnote 28 in Disclosures section. 2. See footnote 33 in Disclosures section.

Carry your boards, bikes and sense of adventure.

Throw it in and go. Tacoma's rugged truck bed is ready to take whatever you throw at it, all while helping keep it safe too. A durable composite bed surface and heavy-duty Deck Rail System help this truck play even harder. Tacoma also offers an available hard tri-fold tonneau cover¹ right from the factory. Built just for Tacoma and OE tough, this lockable cover works with the standard locking tailgate to help keep the stuff in your truck bed secure. Now, when action calls, you'll be ready to go.



COMPOSITE BED

Tacoma's bed is comprised of an ultra-durable, fiber-reinforced Sheet-Molded Composite (SMC) surface. This material boasts a greater impact strength than steel and will help keep the bed of your truck looking good for years to come.



120V/400W POWER OUTLET

The available bed-mounted 120V/400W AC outlet helps you keep the action powered up, even when you've left civilization in your dust.



DECK RAIL SYSTEM

It's easy to strap down your gear. The standard Deck Rail System features C-channel frames and four heavy-duty adjustable tie-down cleats, giving you the strength you need to keep your cargo secure.



TRD Sport Double Cab shown in Blazing Blue Pearl!
Prototype shown with options. Production model may vary.



1. See footnote 33 in Disclosures section.

Where others see an obstacle, we see a weekend.

This is where the rubber meets the dirt. With available equipment like a locking rear differential, Crawl Control (CRAWL)¹ and Multi-terrain Select, the 2016 Tacoma has got the guts to help you power through some of the toughest terrain. We're talking the same legendary capability that has helped make Toyota king of the off-road, wrapped in a rugged package built to take on almost any challenge. Your fun has no limits, and Tacoma is ready to play.



LOCKING REAR DIFFERENTIAL

TRD Off-Road models come with a standard electronically controlled locking rear differential, which distributes engine power evenly to both rear wheels so they move at the same speed, providing more grip in low-traction conditions.



CRAWL CONTROL (CRAWL)

This available advanced system automatically modulates the throttle and brakes on five low-speed settings so you can keep your focus on steering through difficult terrain.



MULTI-TERRAIN SELECT

With five modes to choose from, the available Multi-terrain Select system regulates wheelspin by automatically adjusting the engine throttle and brakes, helping improve traction.



TRD Off-Road Double Cab Long Bed shown in Quicksand.
Prototype shown with options. Production model may vary.

Peace of mind for the journey ahead.

Let's help make every outing a safe one. Every new Tacoma comes standard with the Star Safety System,[™] our advanced integration of safety technologies that includes Enhanced Vehicle Stability Control (VSC),¹ Traction Control (TRAC), Anti-lock Brake System (ABS), Electronic Brake-force Distribution (EBD), Brake Assist (BA)² and Smart Stop Technology[®] (SST).³ Adding to Tacoma's safety features are a driver and front passenger Advanced Airbag System⁴ and knee airbags, front and rear Roll-sensing Side Curtain Airbags (RSCA), and a new, stronger door structure for enhanced side-impact performance.



BLIND SPOT MONITOR[®] AND REAR CROSS-TRAFFIC ALERT[®]

When Tacoma's available Blind Spot Monitor (BSM) detects a vehicle, it illuminates a warning indicator on the appropriate outside mirror to alert you to the presence of the vehicle, helping you to determine when it's safe to change lanes. And when you slowly back out of a driveway or parking spot, Rear Cross-Traffic Alert (RCTA) can provide an audible indicator to warn you of approaching vehicles.

Limited Double Cab shown in Magnetic Gray Metallic. Prototype shown with options. Production model may vary.



1. See footnote 18 in Disclosures section. 2. See footnote 19 in Disclosures section. 3. See footnote 20 in Disclosures section. 4. See footnote 21 in Disclosures section. 5. See footnote 24 in Disclosures section. 6. See footnote 25 in Disclosures section.

Color



Black



Blazing Blue Pearl



Barcelona Red Metallic



Inferno



Quicksand



Magnetic Gray Metallic



Silver Sky Metallic




Super White


Trim



SR and SR5 fabric in Cement Gray



SR5 fabric in Black with caramel accent stitching



SR5 fabric in Black with red accent stitching



TRD Sport and TRD Off-Road fabric in Graphite



TRD Sport and TRD Off-Road fabric in Black with orange accent stitching



Limited leather in Hickory

Wheels



16-in. styled steel wheel



16-in. dark satin alloy wheel



16-in. silver alloy wheel



17-in. machined alloy wheel



16-in. machined contrast alloy wheel



18-in. polished alloy wheel



SR

Available in Access Cab and Double Cab



Drivetrain

- 2.7-Liter DOHC 16-Valve 4-Cylinder with VVT-i; 159 hp @ 5200 rpm; 180 lb.-ft. @ 3800 rpm: 5-speed manual transmission or 6-speed automatic transmission
- 3.5-Liter DOHC V6 direct-injection Atkinson-cycle with 278 hp @ 6000 rpm; 265 lb.-ft. @ 4600 rpm: 6-speed manual transmission or 6-speed automatic transmission
- Rear-Wheel Drive or 4WDemand part-time 4WD
- Automatic Limited-Slip Differential (Auto LSD)
- Hill Start Assist Control (HAC)²⁷ (A/T only)

Exterior Features

- Dark gray grille with black surround
- Color-keyed power outside mirrors
- Color-keyed rear bumper
- 16-in. styled steel wheels
- Integrated color-keyed tailgate spoiler
- Projector-beam headlights with turn Daytime Running Lights (DRL)
- Engine/front suspension cover
- Sliding rear window
- Easy lower tailgate with lock
- Deck Rail System
- Fiber-reinforced Sheet-Molded Composite (SMC) bed

Interior Features

- Entune™ Audio
- Bluetooth[®] wireless technology
- 2.2-in. LCD odometer/tripmeter
- Integrated backup camera¹¹
- Integrated GoPro[®] mount³⁸ on windshield
- Power windows and door locks
- Tire Pressure Monitor System (TPMS)²³

Options

- V6 Tow Package²⁸
- Hard tri-fold tonneau cover²
- 16-in. dark satin alloy wheels (require SR Convenience Package)
- Utility Package
 - Adds black door handles, mirror caps and bumpers, and fixed rear window
 - Removes rear seats and rear cup holders
- SR Convenience Package
 - Cruise control
 - Remote keyless entry

SR5

Available in Access Cab and Double Cab

Adds to or replaces features offered on SR



Drivetrain

- 2.7-Liter DOHC 16-Valve 4-Cylinder with VVT-i; 159 hp @ 5200 rpm; 180 lb.-ft. @ 3800 rpm: 6-speed automatic transmission
- 3.5-Liter DOHC V6 direct-injection Atkinson-cycle with 278 hp @ 6000 rpm; 265 lb.-ft. @ 4600 rpm: 6-speed automatic transmission
- Rear-Wheel Drive or 4WDDemand part-time 4WD
- Automatic Limited-Slip Differential (Auto LSD)
- Hill Start Assist Control (HAC)²⁷ (A/T only)

Exterior Features

- Charcoal grille with chrome surround
- Chrome rear bumper
- Projector-beam headlights with turn Daytime Running Lights (DRL) and integrated fog lights
- Variable intermittent windshield wipers
- Sliding rear privacy glass

Interior Features

- Entune™ Audio Plus with Connected Navigation App¹²
- 4.2-in. color Multi-Information Display (MID)
- Leather-trimmed tilt/telescopic steering wheel
- Remote keyless entry
- Tire Pressure Monitor System (TPMS)²³ with individual tire location alert

Options

- V6 Tow Package²⁸
- Hard tri-fold tonneau cover²
- Mudguards (require SR5 Appearance Package)
- SR5 Appearance Package
 - 16-in. silver alloy wheels
 - Color-keyed overfenders
 - Auto-dimming day/night rearview mirror (V6 only)
- SR5 Appearance Package with Parking Sonar & Navigation¹⁴
 - Includes features from SR5 Appearance Package
 - Entune™ Premium Audio with Integrated Navigation¹⁴ and App Suite¹²
 - Rear parking assist sonar

TRD Sport

Available in Access Cab and Double Cab

Adds to or replaces features offered on SR5



Drivetrain

- 3.5-Liter DOHC V6 direct-injection Atkinson-cycle with 278 hp @ 6000 rpm; 265 lb.-ft. @ 4600 rpm: 6-speed manual transmission or 6-speed automatic transmission
- Rear-Wheel Drive or 4WDDemand part-time 4WD
- Automatic Limited-Slip Differential (Auto LSD)
- Hill Start Assist Control (HAC)²⁷ (A/T only)

Exterior Features

- Gray grille with smoked finish and chrome surround
- Color-keyed power outside mirrors with turn signal indicators
- Color-keyed overfenders and rear bumper
- 17-in. machined alloy wheels
- Projector-beam headlights with LED Daytime Running Lights (DRL) and integrated wide-angle fog lights
- Color-keyed hood scoop
- 120V/400W in-deck AC power outlet

Interior Features

- Entune™ Premium Audio with Integrated Navigation¹⁴ and App Suite¹²
- Smart Key System¹⁶ with Push Button Start (A/T only)
- Auto-dimming day/night rearview mirror with compass
- Qi-compatible wireless smartphone charging³
- Leather-trimmed shift lever

Options

- V6 Tow Package²⁸
- Hard tri-fold tonneau cover²
- Mudguards
- Premium & Technology Package
 - Dual zone automatic climate control
 - Heated front seats
 - Rear parking assist sonar
 - Blind Spot Monitor (BSM)²⁴ and Rear Cross-Traffic Alert (RCTA)²⁵
 - Auto headlights
 - Moonroof (Double Cab only)
- Premium & Technology Package with JBL[®] Audio (Double Cab A/T only)
 - Includes features from Premium & Technology Package
 - Adds Entune™ Premium JBL[®] Audio with Integrated Navigation¹⁴ and App Suite¹²

TRD Off-Road

Available in Access Cab and Double Cab

Adds to or replaces features offered on TRD Sport



Drivetrain

- 3.5-Liter DOHC V6 direct-injection Atkinson-cycle with 278 hp @ 6000 rpm; 265 lb.-ft. @ 4600 rpm: 6-speed manual transmission or 6-speed automatic transmission
- Rear-Wheel Drive or 4WDemand part-time 4WD
- Automatic Limited-Slip Differential (Auto LSD)
- Hill Start Assist Control (HAC)²⁷ (A/T only)

Off-Road Performance

- Off-road tuned suspension with Bilstein® shocks
- Electronically controlled locking rear differential
- Multi-terrain Select and Crawl Control (CRAWL)²⁶ (4x4 A/T only)
- Active Traction Control (A-TRAC) (4x4 M/T only)

Exterior Features

- Black overfenders
- Chrome rear bumper
- 16-in. machined contrast alloy wheels

Interior Features

- Entune™ Premium Audio with Integrated Navigation¹⁴ and App Suite¹²

Options

- V6 Tow Package²⁸
- Hard tri-fold tonneau cover²
- Mudguards
- Premium & Technology Package
 - Replaces chrome rear bumper with color-keyed rear bumper
 - Dual zone automatic climate control
 - Heated front seats
 - Rear parking assist sonar
 - Blind Spot Monitor (BSM)²⁴ and Rear Cross-Traffic Alert (RCTA)²⁵
 - Auto headlights
 - Moonroof (Double Cab only)
- Premium & Technology Package with JBL® Audio (Double Cab A/T only)
 - Includes features from Premium & Technology Package
 - Adds Entune™ Premium JBL® Audio with Integrated Navigation¹⁴ and App Suite¹²

Limited

Available in Double Cab

Adds to or replaces features offered on TRD Off-Road



Drivetrain

- 3.5-Liter DOHC V6 direct-injection Atkinson-cycle with 278 hp @ 6000 rpm; 265 lb.-ft. @ 4600 rpm: 6-speed automatic transmission
- Rear-Wheel Drive or 4WDemand part-time 4WD
- Automatic Limited-Slip Differential (Auto LSD)
- Hill Start Assist Control (HAC)²⁷ (A/T only)

Exterior Features

- Charcoal grille with polished finish and chrome surround
- Chrome-accented power outside mirrors with turn signal indicators
- Chrome-accented door handles
- Color-keyed overfenders
- Color-keyed rear bumper
- 18-in. polished alloy wheels
- Integrated fog lights and chrome bezels
- Power tilt/slide moonroof
- Rear parking assist sonar
- Blind Spot Monitor (BSM)²⁴ and Rear Cross-Traffic Alert (RCTA)²⁵

Interior Features

- Entune™ Premium JBL® Audio with Integrated Navigation¹⁴ and App Suite¹²
- Leather-trimmed seats
- Dual zone automatic climate control
- Auto-dimming day/night rearview mirror with compass and HomeLink^{®17} universal transceiver
- Auto headlights

Options

- V6 Tow Package²⁸
- Hard tri-fold tonneau cover²
- Mudguards

Accessories²

A wide range of Genuine Toyota Accessories is available to help make driving your Tacoma even more fun. Now your Tacoma can reflect your personal style. There's something for everyone. Some accessories may not be available in all regions of the country. For a complete list of accessories, go to toyota.com/tacoma.

5-in. oval tube steps (black or chrome)
Alloy wheel locks
All-weather floor mats³⁹
Ashtray cup
Ball mount²⁸
Bed cleats
Bed extender⁴⁰
Bed mat⁴⁰
BedStep⁴⁰

Cargo divider⁴⁰
Cargo net — exterior⁴⁰
Cargo tote
Carpet floor mats³⁹
Cast-aluminum running boards
Doorsill protectors
Emergency assistance kit
Exhaust tip
First aid kit

Glass Breakage Sensor⁴¹
Hood graphic
Key Finder⁴²
Mini tie-downs with hooks
Mudguards
Paint protection film⁴³
Predator tube steps
Roof rack

RS3200 Plus Security System⁴⁴ and
Glass Breakage Sensor (GBS)⁴¹
Spare tire lock
Trailer ball²⁸
TRD 16-in. off-road beadlock-style wheels
(black, gray or bronze)
TRD Performance air filter
Truck bed D-rings



Bed mat⁴⁰



Roof rack



BedStep⁴⁰



Exhaust tip



TRD 16-in. off-road
beadlock-style wheels



Cast-aluminum
running boards

TRD Off-Road Double Cab shown in Quicksand.
Prototype shown with options. Production model may vary. See numbered footnotes in Disclosures section.

DEALER

Features¹


EXTERIOR	ACCESS CAB				DOUBLE CAB					
	SR	SR5	TRD SPORT	TRD OFF-ROAD	SR	SR5	TRD SPORT	TRD OFF-ROAD	LIMITED	
Projector-beam headlights with turn Daytime Running Lights (DRL)	S	—	—	—	S	—	—	—	—	
Projector-beam headlights with turn Daytime Running Lights (DRL) and integrated fog lights	—	S	—	—	—	S	—	—	—	
Projector-beam headlights with LED Daytime Running Lights (DRL) and integrated wide-angle fog lights	—	—	S	S	—	—	S	S	—	
Projector-beam headlights with LED Daytime Running Lights (DRL) and integrated fog lights with chrome bezels	—	—	—	—	—	—	—	—	S	
Dark gray grille with black surround, color-keyed power outside mirrors, color-keyed door handles and rear bumper	S	—	—	—	S	—	—	—	—	
Charcoal grille with chrome surround, color-keyed power outside mirrors, door handles and chrome rear bumper	—	S	—	—	—	S	—	—	—	
Gray grille with smoked finish and chrome surround, hood scoop, color-keyed power outside mirrors with turn signal indicators, color-keyed door handles, overfenders and rear bumper	—	—	S	—	—	—	S	—	—	
Gray grille with smoked finish and chrome surround, color-keyed power outside mirrors with turn signal indicators, color-keyed door handles, black overfenders and chrome rear bumper	—	—	—	S	—	—	—	S	—	
Charcoal grille with polished finish and chrome surround, chrome-accented power outside mirrors with turn signal indicators, chrome-accented door handles, color-keyed overfenders and rear bumper	—	—	—	—	—	—	—	—	S	
Fiber-reinforced Sheet-Molded Composite (SMC) inner bed with steel outer panels, storage compartments and rail caps, with easy lower, lockable and removable tailgate	S	S	S	S	S	S	S	S	S	
Deck Rail System with four adjustable tie-down cleats and four fixed cargo bed tie-down points	S	S	S	S	S	S	S	S	S	
120V/400W deck-mounted AC power outlet	—	—	S	S	—	—	S	S	S	
Power tilt/slide moonroof	—	—	—	—	—	—	P	P	S	
16-in. styled steel wheels with P245/75R16 tires	S	S	—	—	S	S	—	—	—	
16-in. dark satin alloy wheels with P245/75R16 tires	P	—	—	—	P	—	—	—	—	
16-in. silver alloy wheels with P245/75R16 tires	—	P	—	—	—	P	—	—	—	
17-in. machined alloy wheels with P265/65R17 tires	—	—	S	—	—	—	S	—	—	
16-in. machined contrast alloy wheels with P265/70R16 tires	—	—	—	S	—	—	—	S	—	
18-in. polished alloy wheels with P265/60R18 tires	—	—	—	—	—	—	—	—	S	
Mist intermittent windshield wipers	S	—	—	—	S	—	—	—	—	
Variable intermittent windshield wipers	—	S	S	S	—	S	S	S	S	
Fixed rear glass	P	—	—	—	P	—	—	—	—	
Sliding rear glass	S	—	—	—	S	—	—	—	—	
Sliding rear glass w/privacy glass	—	S	S	S	—	S	S	S	S	
Front and rear mudguards (SR5 requires Appearance Package)	—	O	O	O	—	O	O	O	O	
Skid plates: on engine/front suspension	S	S	S	S	S	S	S	S	S	
Hard tri-fold tonneau cover: ² lockable, weather-resistant, and folds to the cab for bed access	O	O	O	O	O	O	O	O	O	
Integrated color-keyed tailgate spoiler	S	S	S	S	S	S	S	S	S	
INTERIOR										
Analog instrumentation with speedometer, tachometer, coolant temperature and fuel gauges; 2.2-in. LCD display with odometer and tripmeters	S	—	—	—	S	—	—	—	—	
Analog instrumentation with speedometer, tachometer, coolant temperature and fuel gauges; 4.2-in. color Multi-Information Display (MID) with outside temperature, odometer, tripmeters and average fuel economy	—	S	S	S	—	S	S	S	S	
Air conditioning	S	S	S	S	S	S	S	S	—	
Front dual zone automatic climate control with air filter and individual temperature settings for driver and front passenger	—	—	P	P	—	—	P	P	S	
Qi-compatible wireless smartphone and mobile device charging: ³ Compatible smartphone or mobile device is placed on top of the power transmission pad, which charges it via resonant inductive coupling.	—	—	S	S	—	—	S	S	S	
Entune™ Audio — includes the Entune™ Multimedia Bundle ⁴ (6.1-in. touch-screen display, AM/FM CD player, six speakers (four speakers with Utility Package), auxiliary audio jack, USB 2.0 port ⁵ with iPod® connectivity and control, advanced voice recognition, ⁷ hands-free phone capability, phone book access and music streaming ⁸ via Bluetooth® ⁹ wireless technology), Siri® Eyes Free, ¹⁰ and integrated backup camera display ¹¹	S	—	—	—	S	—	—	—	—	
Entune™ Audio Plus with Connected Navigation App ¹² — includes the Entune™ Multimedia Bundle ⁴ (6.1-in. high-resolution touch-screen display, AM/FM CD player, six speakers, auxiliary audio jack, USB 2.0 port ⁵ with iPod® connectivity and control, advanced voice recognition, ⁷ hands-free phone capability, phone book access and music streaming ⁸ via Bluetooth® ⁹ wireless technology), Connected Navigation Scout® GPS Link App, ¹² Siri® Eyes Free, ¹⁰ SiriusXM All Access Radio ¹³ with 3-month complimentary trial, HD traffic and weather in major metro areas, and integrated backup camera display ¹¹	—	S	—	—	—	S	—	—	—	

S = Standard O = Optional — = Not available P = Feature is available as part of an option package.



See numbered footnotes in Disclosures section.

Features (continued)

INTERIOR	ACCESS CAB				DOUBLE CAB					
	SR	SR5	TRD SPORT	TRD OFF-ROAD	SR	SR5	TRD SPORT	TRD OFF-ROAD	LIMITED	
Entune™ Premium Audio with Integrated Navigation ¹⁴ and App Suite ¹² — includes the Entune™ Multimedia Bundle ⁴ (7-in. high-resolution touch-screen with split-screen display, AM/FM CD player, six speakers, auxiliary audio jack, USB 2.0 port ⁵ with iPod ^{®6} connectivity and control, advanced voice recognition ⁷ , hands-free phone capability, phone book access and music streaming ⁸ via Bluetooth ^{®9} wireless technology), Siri [®] Eyes Free ¹⁰ , Entune [®] App Suite ¹² , HD Radio ¹⁵ , HD predictive traffic and Doppler weather overlay, AM/FM cache radio, SiriusXM All Access Radio ¹³ with 3-month complimentary trial, Gracenote [®] album cover art, and integrated backup camera display ¹¹ . Access to Entune™ services is subscription-free. See toyota.com/entune for details.	—	P	S	S	—	P	S	S	—	
Entune™ Premium JBL [®] Audio with Integrated Navigation ¹⁴ and App Suite ¹² — includes the Entune™ Multimedia Bundle ⁴ (7-in. high-resolution touch-screen with split-screen display, AM/FM CD player with MP3/WMA playback capability), six JBL [®] speakers and one subwoofer, auxiliary audio jack, USB 2.0 port ⁵ with iPod ^{®6} connectivity and control, advanced voice recognition ⁷ , hands-free phone capability, phone book access and music streaming ⁸ via Bluetooth ^{®9} wireless technology), Siri [®] Eyes Free ¹⁰ , Entune [®] App Suite ¹² , HD Radio ¹⁵ , HD predictive traffic and Doppler weather overlay, AM/FM cache radio, SiriusXM All Access Radio ¹³ with 3-month complimentary trial, Gracenote [®] album cover art, and integrated backup camera display ¹¹ . Access to Entune™ services is subscription-free. See toyota.com/entune for details.	—	—	—	—	—	—	P	P	S	
Fabric-trimmed seats; 4-way adjustable driver's seat with lumbar support; 4-way adjustable front passenger seat	S	S	S	S	S	S	S	S	—	
Leather-trimmed seats; 4-way adjustable driver's seat with lumbar support; 4-way adjustable front passenger seat	—	—	—	—	—	—	—	—	S	
Cruise control	P	S	S	S	P	S	S	S	S	
Urethane tilt/telescopic steering wheel with audio controls	S	—	—	—	S	—	—	—	—	
Leather-trimmed tilt/telescopic steering wheel with audio and Bluetooth ^{®9} hands-free phone controls	—	S	S	S	—	S	S	S	S	
Leather-trimmed shift lever	—	—	S	S	—	—	S	S	S	
Remote keyless entry system with lock, unlock and panic functions	P	S	S	S	P	S	S	S	S	
Smart Key System ¹⁶ on driver's door with Push Button Start (not available on M/T)	—	—	S	S	—	—	S	S	S	
Auto-dimming day/night rearview mirror with compass (V6 only)	—	P	S	S	—	P	S	S	—	
Auto-dimming day/night rearview mirror with compass and HomeLink ^{®17} universal transceiver	—	—	—	—	—	—	—	—	S	
SAFETY AND CONVENIENCE										
 Star Safety System™ — includes Vehicle Stability Control (VSC) ^{®8} , Traction Control (TRAC), Anti-lock Brake System (ABS) with Electronic Brake-force Distribution (EBD), Brake Assist (BA) ¹⁹ and Smart Stop Technology ^{®9} (SST) ²⁰	S	S	S	S	S	S	S	S	S	
Driver and front passenger Advanced Airbag System ²¹	S	S	S	S	S	S	S	S	S	
Driver and front passenger seat-mounted side airbags, driver and front passenger knee airbags, and front and rear Roll-sensing Side Curtain Airbags (RSCA) ²¹	S	S	S	S	S	S	S	S	S	
Driver and front passenger active headrests ²²	S	S	S	S	S	S	S	S	S	
3-point seatbelts for all seating positions; driver-side Emergency Locking Retractor (ELR) and Automatic/Emergency Locking Retractor (ALR/ELR) on all passenger seatbelts	S	S	S	S	S	S	S	S	S	
LATCH (Lower Anchors and Tethers for CHildren) includes lower anchors for front passenger seat on Access Cab and outboard rear seats on Double Cab	S	S	S	S	S	S	S	S	S	
Child-protector rear door locks (Double Cab only)	—	—	—	—	S	S	S	S	S	
Tire Pressure Monitor System (TPMS) ²³	S	—	—	—	S	—	—	—	—	
Tire Pressure Monitor System (TPMS) ²³ with individual tire location alert	—	S	S	S	—	S	S	S	S	
Blind Spot Monitor (BSM) ²⁴ and Rear Cross-Traffic Alert (RCTA) ²⁵	—	—	P	P	—	—	P	P	S	
Rear parking assist sonar	—	P	P	P	—	P	P	P	S	
Multi-terrain Select and Crawl Control (CRAWL) ²⁶ (4WD and automatic transmission only)	—	—	—	S	—	—	—	S	—	
Hill Start Assist Control (HAC) ²⁷ (automatic transmission only)	S	S	S	S	S	S	S	S	S	
Active Traction Control (A-TRAC) (manual transmission only)	—	—	—	S	—	—	—	S	—	
Electronically controlled locking rear differential	—	—	—	S	—	—	—	S	—	
Class-IV towing receiver hitch ²⁸ , ATF cooler (not available on M/T), engine oil cooler, power steering cooler, 130-amp alternator, 4- and 7-pin connector with converter, and Trailer-Sway Control (TSC) ²⁹ (V6 only)	P	P	P	P	P	P	P	P	P	
Engine immobilizer ³⁰	S	S	S	S	S	S	S	S	S	

S = Standard O = Optional — = Not available P = Feature is available as part of an option package.



See numbered footnotes in Disclosures section.

Specifications

MECHANICAL/PERFORMANCE	ACCESS CAB				DOUBLE CAB				
	SR	SR5	TRD SPORT	TRD OFF-ROAD	SR	SR5	TRD SPORT	TRD OFF-ROAD	LIMITED
ENGINE									
2.7-Liter DOHC 16-Valve 4-Cylinder with VVT-i; 159 hp @ 5200 rpm; 180 lb.-ft. @ 3800 rpm	S	S	—	—	S	S	—	—	—
3.5-Liter V6 DOHC 24-Valve direct-injection Atkinson-cycle engine with VVT-iW (Variable Valve Timing-intelligent Wide) intake and VVT-i (Variable Valve Timing with intelligence) exhaust, with 278 hp @ 6000 rpm/265 lb.-ft. @ 4600 rpm (bore x stroke: 94.0 x 83.0 mm; compression ratio: 11.8)	O	O	S	S	O	O	S	S	S
EMISSION RATING									
Low Emission Vehicle (LEV-III)	S	S	S	S	S	S	S	S	S
TRANSMISSION									
5-speed manual transmission	S	—	—	—	S	—	—	—	—
6-speed manual transmission	—	—	S	—	—	—	S	S	—
6-speed Electronically Controlled automatic Transmission with intelligence (ECT-i)	O	O	O	O	O	O	O	O	S
Clutch start-cancel switch (manual transmission only)	S	—	S	—	S	—	S	S	—
DRIVETRAIN									
Rear-Wheel Drive with Automatic Limited-Slip Differential (Auto LSD)	S	S	S	S	S	S	S	S	S
4WDemand part-time 4WD with electronically controlled transfer case and Automatic Limited-Slip Differential (Auto LSD)	O	O	O	O	O	O	O	O	O
Active Traction Control (A-TRAC) (manual transmission only)	—	—	—	—	—	—	—	S	—
BODY CONSTRUCTION									
One-piece frame rails with 8-in. cross members and fully boxed front sub-frame	S	S	S	S	S	S	S	S	S
SUSPENSION									
Coil-spring double-wishbone front suspension and stabilizer bar; leaf spring rear suspension with staggered outboard-mounted gas shock absorbers and stabilizer bar	S	S	S	S	S	S	S	S	S
Sport-tuned suspension	—	—	S	—	—	—	S	—	—
Off-road-tuned suspension with Bilstein® shocks	—	—	—	S	—	—	—	S	—
STEERING									
Variable-assist power rack-and-pinion steering	S	S	S	S	S	S	S	S	S
Turning circle diameter, curb-to-curb (ft.) (Standard Bed/Long Bed)	40.6/—	40.6/—	40.6/—	40.6/—	40.6/—	40.6/44.1	40.6/44.1	40.6/44.1	40.6/—
BRAKES									
Power-assisted ventilated front disc brakes; rear drum brakes with tandem booster and Star Safety System™	S	S	S	S	S	S	S	S	S
DIMENSIONS									
EXTERIOR (in.)									
Overall height	70.6	70.6	70.6	70.6	70.6	70.6	70.6	70.6	70.6
Overall width	74.4	74.4	75.2	75.2	74.4	74.4	75.2	75.2	75.2
Overall length (Standard Bed/Long Bed)	212.3/—	212.3/—	212.3/—	212.3/—	212.3/—	212.3/225.5	212.3/225.5	212.3/225.5	212.3/—
Wheelbase (Standard Bed/Long Bed)	127.4/—	127.4/—	127.4/—	127.4/—	127.4/—	127.4/140.6	127.4/140.6	127.4/140.6	127.4/—
Bed length (Standard Bed/Long Bed)	73.7/—	73.7/—	73.7/—	73.7/—	60.5/73.7	60.5/73.7	60.5/73.7	60.5/73.7	60.5/—
Bed height	19.1	19.1	19.1	19.1	19.1	19.1	19.1	19.1	19.1
Bed width	41.5	41.5	41.5	41.5	41.5	41.5	41.5	41.5	41.5
Track (front/rear)	63/63.2	63/63.2	63/63.2	63/63.2	63/63.2	63/63.2	63/63.2	63/63.2	63/63.2
INTERIOR (front/rear-seat) (in.)									
Head room	39.7/34.9	39.7/34.9	39.7/34.9	39.7/34.9	39.7/38.3	39.7/38.3	39.7/38.3	39.7/38.3	39.7/38.3
Hip room	57.2/51.7	57.2/51.7	57.2/51.7	57.2/51.7	57.2/56.3	57.2/56.3	57.2/56.3	57.2/56.3	57.2/56.3
Leg room	42.9/24.6	42.9/24.6	42.9/24.6	42.9/24.6	42.9/32.6	42.9/32.6	42.9/32.6	42.9/32.6	42.9/32.6
Shoulder room	58.3/56.5	58.3/56.5	58.3/56.5	58.3/56.5	58.3/58.9	58.3/58.9	58.3/58.9	58.3/58.9	58.3/58.9

S = Standard O = Optional — = Not available P = Feature is available as part of an option package.

Specifications (continued)

OFF-HIGHWAY	ACCESS CAB				DOUBLE CAB				
	SR	SR5	TRD SPORT	TRD OFF-ROAD	SR	SR5	TRD SPORT	TRD OFF-ROAD	LIMITED
Approach/departure/breakover angle (degrees)									
Standard Bed (4x2)	29/23.5/24	29/23.5/24	29/23.5/24	-/-/-	-/-/-	-/-/-	-/-/-	-/-/-	-/-/-
(4x4)	29/23.5/21	29/23.5/21	29/23.5/21	32/29/24	-/-/-	-/-/-	-/-/-	-/-/-	-/-/-
Short Bed (4x2)	-/-/-	-/-/-	-/-/-	-/-/-	29/23.5/21	29/23.5/21	29/23.5/21	32/23.1/20	29/23.5/21
(4x4)	-/-/-	-/-/-	-/-/-	-/-/-	29/23.5/21	29/23.5/21	29/23.5/21	32/23.5/21	29/23.5/21
Long Bed (4x2)	-/-/-	-/-/-	-/-/-	-/-/-	-/-/-	29/23.1/20	29/23.1/20	-/-/-	-/-/-
(4x4)	-/-/-	-/-/-	-/-/-	-/-/-	-/-/-	29/23.1/21	29/23.1/21	32/23.1/21	-/-/-
Ground clearance (in.)	9.4	9.4	9.4	9.4	9.4	9.4	9.4	9.4	9.4
Electronically controlled locking rear differential	-	-	-	S	-	-	-	S	-
RATIOS									
4x4 transfer case ratio (high/low)	1.00/2.57	1.00/2.57	1.00/2.57	1.00/2.57	1.00/2.57	1.00/2.57	1.00/2.57	1.00/2.57	1.00/2.57
Differential ratio, manual transmission (4-cyl./V6)	3.909/-	-/-	-/4.30	-/-	-/-	-/-	-/4.30	-/4.30	-/-
Differential ratio, automatic transmission (4-cyl./V6)	4.30/3.909	4.30/3.909	-/3.909	-/3.909	4.30/3.909	4.30/3.909	-/3.909	-/3.909	-/3.909
WEIGHTS AND CAPACITIES									
Curb weight (lb.), 4-cyl. M/T (4x2/4x4)	-/4195	-/-	-/-	-/-	-/-	-/-	-/-	-/-	-/-
Curb weight (lb.), 4-cyl. A/T (4x2/4x4)	3980/4220	3980/4220	-/-	-/-	4095/-	4095/-	-/-	-/-	-/-
Curb weight (lb.), V6 M/T (4x2/4x4)	-/-	-/-	-/4325	-/-	-/-	-/-	-/4445	-/4445	-/-
Curb weight (lb.), V6 A/T (4x2/4x4)	-/-	4060/4305	4060/4305	-/4305	-/4425	4180/4425 ³¹	4180 ³² /4425 ³¹	4180/4425 ³¹	4230/4480
Gross Vehicle Weight Rating (GVWR) (lb.)	5600	5600	5600	5600	5600	5600	5600	5600	5600
Gross Combined Weight Rating (GCWR) (lb.)	11360	11360	11360	11360	11360	11360	11360	11360	11360
Payload (lb.) ³³ 4-cyl. M/T (4x2/4x4)	-/1405	-/-	-/-	-/-	-/-	-/-	-/-	-/-	-/-
Payload (lb.) ³³ 4-cyl. A/T (4x2/4x4)	1620/1380	1620/1380	-/-	-/-	1505/-	1505/-	-/-	-/-	-/-
Payload (lb.) ³³ V6 M/T (4x2/4x4)	-/-	-/-	-/1275	-/-	-/-	-/-	-/1155	-/1155	-/-
Payload (lb.) ³³ V6 A/T (4x2/4x4)	-/-	1540/1295	1540/1295	-/1295	-/1175	1420/1175 ³⁴	1420/1175 ³⁴	1420/1175 ³⁴	1370/1120
Fuel tank (gal.)	21.1	21.1	21.1	21.1	21.1	21.1	21.1	21.1	21.1
Passenger volume (cu. ft.) (behind front/rear seat)	57.5/28.1	57.5/28.1	57.5/28.1	57.5/28.1	57.5/42.6	57.5/42.6	57.5/42.6	57.5/42.6	57.5/42.6
Seating capacity	4	4	4	4	5	5	5	5	5
TOWING²⁸									
Class-IV towing receiver hitch; ²⁸ ATF cooler (not available on M/T), engine oil cooler, power steering cooler, 130-amp alternator, 4- and 7-pin connector with converter, and Trailer-Sway Control (TSC) ²⁹ (V6 only)	P	P	P	P	P	P	P	P	P
Tongue load (lb.), 4-cyl. M/T (4x2/4x4)	-/350	-/-	-/-	-/-	-/-	-/-	-/-	-/-	-/-
Tongue load (lb.), 4-cyl. A/T (4x2/4x4)	350/350	350/350	-/-	-/-	350/-	350/-	-/-	-/-	-/-
Tongue load (lb.), V6 M/T (4x2/4x4)	-/-	-/-	-/350	-/-	-/-	-/-	-/350	-/350	-/-
Tongue load (lb.), V6 A/T (4x2/4x4)	-/-	350/350	350/350	350/350	-/350	350/350	350/350	350/350	350/350
Tongue load (lb.), V6 M/T (4x2/4x4) with Tow Package	-/-	-/-	-/650	-/-	-/-	-/-	-/640	-/640	-/-
Tongue load (lb.), V6 A/T (4x2/4x4) with Tow Package	-/-	680/650	680/650	-/650	-/640	670 ³⁵ /640	670 ³⁵ /640	670/640	660/640
Towing capacity (lb.), 4-cyl. M/T (4x2/4x4)	-/3500	-/-	-/-	-/-	-/-	-/-	-/-	-/-	-/-
Towing capacity (lb.), 4-cyl. A/T (4x2/4x4)	3500/3500	3500/3500	-/-	-/-	3500/-	3500/-	-/-	-/-	-/-
Towing capacity (lb.), V6 M/T (4x2/4x4)	-/-	-/-	-/3500	-/-	-/-	-/-	-/3500	-/3500	-/-
Towing capacity (lb.), V6 A/T (4x2/4x4)	-/-	3500/3500	3500/3500	-/3500	-/3500	3560/3500	3500/3500	-/3500	3500/3500
Towing capacity (lb.), V6 M/T (4x2/4x4) with Tow Package	-/-	-/-	-/6500	-/6500	-/-	-/-	-/6400	-/6400	-/-
Towing capacity (lb.), V6 A/T (4x2/4x4) with Tow Package	-/-	6800/6500	6800/6500	-/6500	-/6400	6700/6400	6700 ³⁶ /6400	6700/6400	6600/6400
TIRES									
Spare: full-size	S	S	S	S	S	S	S	S	S
MILEAGE ESTIMATES (mpg city/highway)³⁷									
4-cyl. M/T (4x2/4x4)	-/-; 19/21	-/-	-/-	-/-	-/-	-/-	-/-	-/-	-/-
4-cyl. A/T (4x2/4x4)	19/23; 19/22	19/23; 19/22	-/-	-/-	19/22; -/-	19/23; -/-	-/-	-/-	-/-
V6 M/T (4x2/4x4)	-/-	-/-	-/-; 17/21	-/-	-/-; -/-	-/-; -/-	-/-; 17/21	-/-; 17/20	-/-
V6 A/T (4x2/4x4)	-/-	19/24; 18/23	19/24; 18/23	-/-; 18/23	-/-; 18/23	19/24; 18/23	19/24; 18/23	19/24; 18/23	19/24; 18/23

S = Standard O = Optional - = Not available P = Feature is available as part of an option package.



See numbered footnotes in Disclosures section.

CARS BUILT FOR THE WAY YOU LIVE

At Toyota, we build cars for how you live. From building advanced safety features designed to help prevent crashes to driving cross-country to understand how we can make your driving experience better, our work starts with understanding your needs. Building cars for how you live also means thinking about tomorrow — from fuel efficiency and environmental innovations, to things beyond cars, like a bicycle that you can control with your mind. And because what we learn building cars can help improve lives in other places, we do things like help communities rebuild their homes quickly after a disaster and work with soup kitchens to help them serve more people faster. Toyota. Built for how you live. Together we are going places.

TOYOTA FINANCIAL SERVICES



Toyota Rewards Visa®

Toyota helps you get more out of every dollar you spend. By rewarding you for every purchase you make, the Toyota Rewards Visa® adds even more value to doing the things you love.

Turn everything you buy into points to redeem toward parts, accessories or an eligible vehicle purchase or lease at your Toyota dealer. Earn 5 points for every \$1 spent at participating Toyota dealers and 1 point for every \$1 spent everywhere else Visa is accepted*.

Visit www.toyotarewardsvisa.com for complete details.

Toyota Financial Services (TFS)[†] is a leading provider of automotive financial services, offering an extensive line of financing plans along with a variety of vehicle and payment protection products to Toyota customers and dealers in the U.S. For more information on TFS products and services, visit www.toyotafinancial.com

*On approved credit. You must have a valid permanent home address in the 50 United States or the District of Columbia. Terms, conditions and restrictions apply and are fully described in the Toyota Rewards Visa Cardmember Agreement and the Toyota Rewards Program Terms and Conditions received with your card. Points earned are based on net purchases. Points-earning maximums apply and points will expire as described in the Rewards Terms and Conditions. Redemption only available at participating Toyota dealerships in the continental U.S. and Alaska. Points cannot be redeemed for cash. Please contact your participating Toyota dealer for information regarding restrictions your dealer may impose on the use of credit cards related to vehicle purchases or leases. The creditor and issuer of the Toyota Rewards Visa is Toyota Financial Savings Bank. Toyota Financial Services is a service mark used by Toyota Financial Savings Bank.

[†]Toyota Financial Services is a service mark for Toyota Motor Credit Corporation and Toyota Motor Insurance Services, Inc.

WARRANTIES

Every Toyota Car, Truck and SUV is built to exceptional standards. And that's not idle boasting. We back it up with these Limited Warranty Coverages:

Basic: 36 months/36,000 miles (all components other than normal wear and maintenance items).

Powertrain: 60 months/60,000 miles (engine, transmission/transaxle, drive system, seatbelts and airbags).

Rust-Through: 60 months/unlimited miles (corrosion perforation of sheet metal).

Emissions: Coverages vary under Federal and California regulations. Refer to applicable *Warranty and Maintenance Guide* for details.

Accessories: For Genuine Toyota Accessories purchased at the time of the new vehicle purchase, the Toyota Accessory Warranty coverage is in effect for 36 months/36,000 miles from the vehicle's in-service date, which is the same coverage as the Toyota New Vehicle Limited Warranty.

For Genuine Toyota Accessories purchased after the new vehicle purchase the coverage is 12 months, regardless of mileage, from the date the accessory was installed on the vehicle, or the remainder of any applicable new vehicle warranty, whichever provides greater coverage, with the exception of car covers. Car covers are warranted for 12 months from the date of purchase and do not assume any coverage under the Toyota New Vehicle Limited Warranty.

You may be eligible for transportation assistance if it's necessary that your vehicle be kept overnight for repairs covered under warranty. Please see your authorized Toyota dealership for further details.

For complete details about Toyota's warranties, please visit www.toyota.com, refer to the applicable *Warranty and Maintenance Guide* or see your Toyota dealer.

DISCLOSURES

1. Toyota strives to build vehicles to match customer interest and thus they typically are built with popular options and option packages. Not all options/packages are available separately and some may not be available in all regions of the country. See toyota.com for information about options/packages commonly available in your area. If you would prefer a vehicle without any or with different options, contact your dealer to check for current availability or the possibility of placing a special order.

2. Subject to availability. 3. Qi wireless charging may not be compatible with all mobile phones, MP3/WMA players and like models. 4. Entune™ is a trademark of Toyota Motor Corporation. Always drive safely, obey traffic laws and focus on the road while driving. Services vary by phone/carrier. Functionality depends on many factors. Services subject to change. For enrollment and more details, see toyota.com/entune. 5. May not be compatible with all mobile phones, MP3/WMA players and like models. 6. iPod® and iPhone® are registered trademarks of Apple Inc. All rights reserved. 7. Advanced voice recognition capabilities vary by head unit. 8. Apps/services vary by phone/carrier; functionality depends on many factors. Select apps use large amounts of data; you are responsible for charges. Apps and services subject to change. See toyota.com/entune for details. 9. Concentrating on the road should always be your first priority while driving. Do not use the hands-free phone system if it will distract you. The Bluetooth® word mark and logos are registered trademarks owned by Bluetooth SIG, Inc. and any use of such marks by Toyota is under license. A compatible Bluetooth®-enabled phone must first be paired. Phone performance depends on software, coverage and carrier. 10. Always drive safely, obey traffic laws and focus on the road while driving. Siri® is available only on iPhone® 4S or later, iPad® with Retina® display, iPad mini™, and iPod touch® (5th generation) and requires Internet access. Siri® is not available in all languages or all areas, and features vary by area. Some Siri® functionality and commands are not accessible in the vehicle. Data charges may apply. See apple.com and phone carrier for details. 11. The backup camera does not provide a comprehensive view of the rear area of the vehicle. You should also look around outside your vehicle and use your mirrors to confirm rearward clearance. Cold weather will limit effectiveness and view may become cloudy. 12. Be sure to obey traffic regulations and maintain awareness of road and traffic conditions at all times. Apps/services vary by phone/carrier; functionality depends on many factors. Select apps use large amounts of data; you are responsible for charges. Apps and services subject to change. See toyota.com/entune for details. 13. SiriusXM services require a subscription after 3-month trial period. **Subscriptions governed by SiriusXM Customer Agreement available at www.siriusxm.com. If you decide to continue your SiriusXM service at the end of your complimentary trial, the plan you choose will automatically renew and bill at then-current rates until you call 1-866-635-2349 to cancel.** Fees and programming subject to change. Available only to those at least 18 years of age in the 48 contiguous United States and D.C. 14. Be sure to obey traffic regulations and maintain awareness of road and traffic conditions at all times. Availability and accuracy of the information provided by the navigation system is dependent upon many factors. Use common sense when relying on information provided. Services and programming subject to change. Services not available in every city or roadway; updates may be available at an additional cost from your dealer. See your *Navigation System Owner's Manual* for details. 15. Be sure to obey traffic regulations and maintain awareness of road and traffic conditions at all times. HD Radio™ Technology manufactured under license from iBiquity Digital Corporation U.S. and Foreign Patents. HD Radio™ and the HD, HD Radio, and "Arc" logos are proprietary trademarks of iBiquity Digital Corp. 16. The Smart Key System may interfere with some pacemakers or cardiac defibrillators. If you have one of these medical devices, please talk to your doctor to see if you should deactivate this system. 17. HomeLink® and the HomeLink® house icon are registered trademarks of Gentex Corporation. 18. Vehicle Stability Control (VSC) is an electronic system designed to help the driver maintain vehicle control under adverse conditions. It is not a substitute for safe driving practices. Factors including speed, road conditions and driver steering input can all affect whether VSC will be effective in preventing a loss of control. Please see your *Owner's Manual* for further details. 19. Brake Assist is designed to help the driver take full advantage of the benefits of ABS. It is not a substitute for safe driving practices. Braking effectiveness also depends on proper brake-system maintenance and tire and road conditions. 20. Smart Stop Technology® operates only in the event of certain simultaneous brake and accelerator pedal applications. When engaged, the system will reduce power to help the brakes bring the vehicle to a stop. Factors including speed, road conditions and driver input can all impact stopping distance. Smart Stop Technology® is not a substitute for safe and attentive driving and does not guarantee instant stopping. Please see your *Owner's Manual* for further details. 21. All the airbag (AB) systems are Supplemental Restraint Systems. All ABs (if installed) are designed to inflate only under certain conditions and in certain types of severe collisions: frontal and knee ABs typically inflate in frontal collisions; side and side curtain ABs in side collisions; Roll-Sensing Curtain ABs at a severe tilt degree, roll or lateral G-force. In all other accidents, the ABs will not inflate. To decrease the risk of injury from an inflating AB, always wear seatbelts, sit upright in the middle of the seat as far back as possible and do not lean against the door. Do not put objects in front of an AB or around the seatback. Do not use a rearward-facing child seat in any front passenger seat. The force of an inflating AB may cause serious injury or death. See your *Owner's Manual* for further information/warnings. 22. Active front headrests can help reduce the extent of whiplash in certain types of rear-end collisions. 23. The Toyota Tire Pressure Monitor alerts the driver when tire pressure is critically low. For optimal tire wear and performance, tire pressure should be checked regularly with a gauge; do not rely solely on the monitor system. See your *Owner's Manual* for details. 24. Do not rely exclusively on the Blind Spot Monitor. Always look over your shoulder and use your turn signal. There are several limitations to the function, detection, range and clarity of the monitor. For a complete list of limitations and directions regarding use of the monitor, please see the *Owner's Manual*. 25. Do not rely exclusively on the Rear Cross-Traffic Alert system. Always look over your shoulder and use your mirrors to confirm rear clearance. There are limitations to the function, detection, range and clarity of the system. To learn more, see your *Owner's Manual*. 26. Crawl Control is designed for driving difficult terrain at low speeds. It assists the driver by controlling acceleration and braking, allowing the driver to focus on steering. Toyota 4x4s are designed to meet most off-road driving requirements, but off-roading is inherently dangerous. Abusive use may result in bodily harm or vehicle damage. Toyota encourages responsible operation to protect you, your vehicle and the environment. Seatbelts should be worn at all times. 27. HAC is designed to help minimize backward rolling on steep ascents. It is not a substitute for safe driving judgment and practices. Factors including grade, surface conditions and driver input can all affect whether HAC will be effective in preventing a loss of control. Please see your *Owner's Manual* for further details. 28. Before towing, confirm your vehicle and trailer are compatible, hooked up and loaded properly and that you have any necessary additional equipment. Do not exceed any Weight Ratings and follow all instructions in your *Owner's Manual*. The maximum you can tow depends on base curb weight plus the total weight of any cargo, occupants, and added vehicle equipment. "Added vehicle equipment" includes additional standard/optional equipment and accessories added by the manufacturer, dealers, and/or vehicle owners. The only way to be certain of your vehicle's exact curb weight is to weigh your vehicle without passengers or cargo. 29. Trailer-Sway Control (TSC) is an electronic system designed to help the driver maintain vehicle control under adverse conditions. It is not a substitute for safe driving practices. Factors including speed, road conditions and driver steering input can all affect whether TSC will be effective in preventing a loss of control. Please see your *Owner's Manual* for further details. 30. The engine immobilizer is a state-of-the-art anti-theft system. When you insert your key into the ignition switch or bring a Smart Key fob into the vehicle, the key transmits an electronic code to the vehicle. The engine will only start if the code in the transponder chip inside the key/fob matches the code in the vehicle's immobilizer. Because the transponder chip is embedded in the key/fob, it can be costly to replace. If you lose a key or fob, your Toyota dealer can help, or you can find a qualified independent locksmith to perform high-security key services by consulting your local Yellow Pages or by contacting www.aloa.org. 31. 4480 with Long Bed. 32. 4230 with Long Bed. 33. "Payload capacity" is the calculation of GVWR minus curb weight and should be used for comparison purposes only. Do not exceed any Weight Ratings and follow all instructions in your *Owner's Manual*. The maximum you can haul (payload) depends on base curb weight plus the total weight of any cargo, occupants, and added vehicle equipment. "Added vehicle equipment" includes additional standard/optional equipment and accessories added by the manufacturer, dealers, and/or vehicle owners. The only way to be certain of your vehicle's exact curb weight is to weigh your vehicle without passengers or cargo. 34. 1120 with Long Bed. 35. 660 with Long Bed. 36. 6600 with Long Bed. 37. 2016 EPA-estimated mileage. Actual mileage will vary. 38. GoPro® mount on the windshield is to be used with GoPro HERO cameras. GoPro® camera not included. GoPro, HERO, the GoPro logo, and the GoPro Be a Hero logo are trademarks or registered trademarks of GoPro, Inc. 39. This floor mat was designed specifically for use in your model and model year vehicle and SHOULD NOT be used in any other vehicle. To avoid potential interference with pedal operation, each mat must be secured with fasteners. Do not install a floor mat on top of an existing floor mat. 40. Cargo and load capacity limited by weight and distribution. 41. Available for vehicles with factory security. 42. Structures may interfere with signal. Compatible with all Apple® products using iOS 5.0 or later. Requires free app download. See *Owner's Manual* for details. 43. The Toyota Genuine Accessory Warranty will only apply when the installation is performed by a trained Toyota-approved installer. Please see dealer for details. 44. Available for vehicles with factory remote keyless entry.

Toyota strives to build vehicles to match customer interest and thus they typically are built with popular options and option packages. Not all options/packages are available separately and some may not be available in all regions of the country. See toyota.com for information about options/packages commonly available in your area. If you would prefer a vehicle without any or with different options, contact your dealer to check for current availability or the possibility of placing a special order.

Toyota Tacoma is designed to meet most off-road driving requirements. Abusive use may result in bodily harm or damage. Toyota encourages responsible operation to protect you, your vehicle and the environment. Seatbelts should be worn at all times. Please do not allow passengers to ride in the cargo area. Towing receiver hitch/ball mount kits are not intended to provide crash protection.

For details on vehicle specifications, standard features and available equipment in your area, contact your Toyota dealer. A vehicle with particular equipment may not be available at the dealership. Ask your Toyota dealer to help locate a specifically equipped vehicle.

All information presented herein is based on data available at the time of posting, is subject to change without notice and pertains specifically to mainland U.S.A. vehicles only. Prototypes shown. Actual production vehicles may vary.

